

2008

**Dubai Foundation For Women
and Children (DFWAC)**

Programs and Research

DFWAC FIRST ANNUAL REPORT ON SHELTERED CLIENTS

[For the period Sep 30-Dec 31, 2008]

DFWAC's First Annual Report on Sheltered Clients

(Sep.30, 2007-Dec. 31, 2008)

About the Foundation:

Dubai Foundation for Women and Children (DFWAC) was established in July 2007 as a humanitarian initiative and as the first licensed nonprofit shelter in the UAE for women and children victims of *domestic violence*, *child abuse*, and *trafficking*.

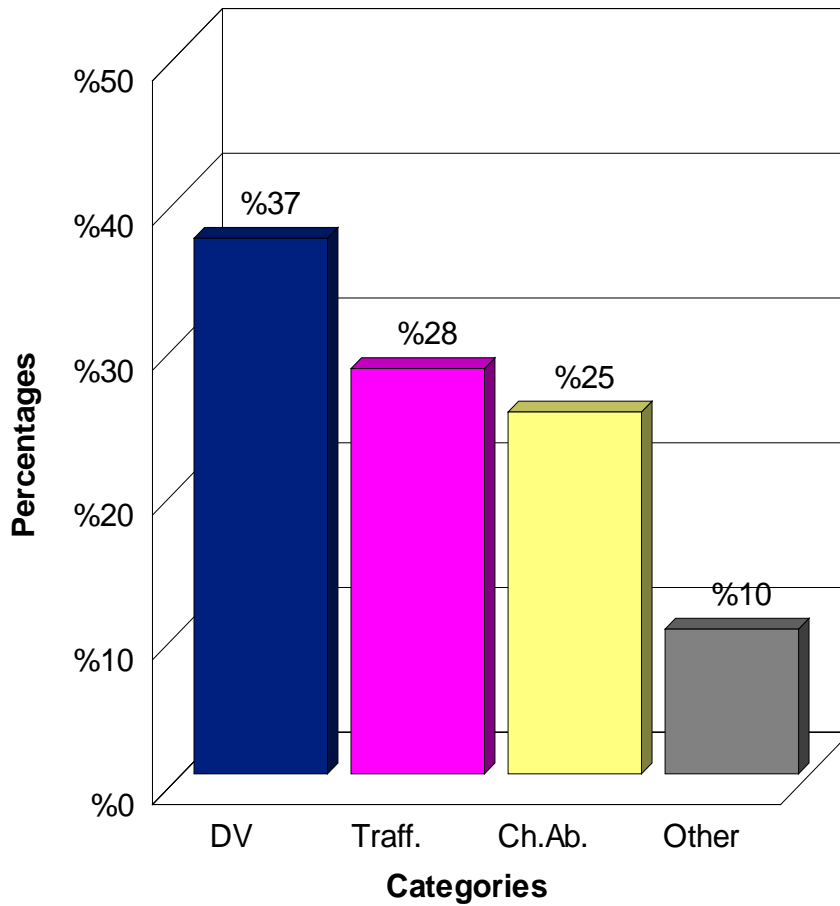
Number of Clients:

By completion of 2008, DFWAC has harbored a total of **152 clients**. This includes the total number of victims sheltered by the foundation since the time it started receiving cases in September 30, 2007.

Types of DFWAC Clients:

As can be seen in figure 1, more than one third of DFWAC sheltered clients were victims of Domestic Violence (DV), accounting to about 37% of all cases. Trafficked cases made the 2nd largest category, accounting to more than one quarter of DFWAC cases (28%). Child abuse cases made about 25% of all clients. However, it should be noted that, for the purpose of categorization, children who were victims of trafficking were counted under the category of trafficked cases. The rest of the clients (15 cases in total) have been put under the category of "Other", which included cases who did not receive by themselves any sort of violence or abuse and/or were not aware of the victimization like children of violated mothers who were just few months old, or those ladies who were accepted by the foundation for only some exceptional humanitarian reasons. This "other" category is making less than 10% of DFWAC clients.

Fig. 1: Types of DFWAC Clients



○ *Nationality*

Expatriates made the majority of DFWAC clients (78%), with nationals made only less than one quarter of the total (22%).

<i>Nationality</i>	<i>number</i>	<i>(%)</i>
Nationals	34	22%
Expatriates	118	78%
<i>Total</i>	<i>152</i>	<i>100%</i>

○ *Age*

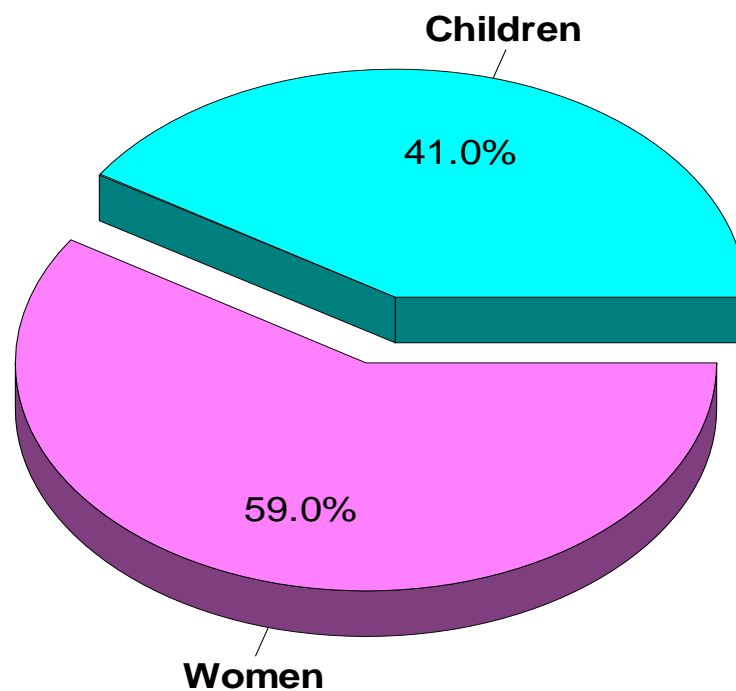
The *average age* of clients is *21 years old* (SD = ± 13), with the range was varying from as small as few months old to 68 years old.

<i>Mean (average) Age - in years</i>	21
<i>Median</i>	21
<i>Mode</i>	20

○ *Women versus Children at DFWAC:*

As can be seen in figure 2, children aged 18 years or less are making large percentage of all DFWAC Clients (41%), with adult women are making more than half of the sheltered cases (59%).

Fig. 2: Relative percentages of Women and Children at DFWAC



Based on a total of 152 sheltered cases

○ **Sex**

The majority of DFWAC clients were females (84%), with males were about 16%. All harbored males were either abused or trafficked children, or children who came with their violated/abused mothers.

<i>Sex</i>	<i>number</i>	<i>(%)</i>
Females	127	84%
Males	25	16%
<i>Total</i>	<i>152</i>	<i>100%</i>

○ **Referral Sites**

As can be seen from the table below, most of the cases (32%) were initially transferred to the foundation from a previously existing non-licensed shelter. The CID and the Human Rights Divisions of the police were the 2nd and 3rd most referral sites, which referred about 23% and 22% of the cases respectively. Self referral, however, accounted to more than 7% of the cases.

No.	Referral site	No. of cases	%
1	Previously existing non licensed shelter	49	32.2%
2	CID	35	23%
3	Human Rights	34	22.4%
4	Self	11	7.2%
5	Dubai Police Stations	9	5.9%
6	Friend	8	5.3%
7	Embassy/Consulate	3	2%
8	Dubai Prosecution	1	0.7%
9	Family Section of Court	1	0.7%
10	Police from other Emirate	1	0.7%
Total		152	100%

○ *Duration of Stay*

The duration of staying at DFWAC was calculated for all cases that were already discharged of the foundation by end of December 2008. There were 120 discharged cases in total. The average duration they stayed at the foundation was more than two months (82 days). However, because of the large marginal values, the *median* (47 days) rather than the mean would be a better measurement for the duration that clients stayed at the foundation.

Measurements of Duration	Duration in days
Mean (average) duration of Stay	82 days
Median	47 days
Mode	27 days
Minimum	1 day
Maximum	458 days

When those cases were reanalyzed after categorizing the duration of staying at DFWAC into five categories (as shown in the table below), it was found that close to 40% of the cases were staying at DFWAC for less than 30 days, with about one quarter stayed between one to three months. However, more than one third stayed for more than three months at DFWAC.

The percentages of cases staying for different durations at DFWC

Number of days staying at DFWAC	No. of cases	%
≤ 30 days	47	39.2
31 – 90 days	31	25.8%
91 – 180 days	24	20%
181 – 365 days	17	14.2%
> 365 days	1	0.8
Total of discharged clients	120	100%

Victims of Domestic Violence

Since the time it started receiving cases, DFWAC admitted a total of **56 ladies** who were victims of domestic violence (DV), which accounts to about 37% of all DFWAC clients received till the end of 2008.

Nationality:

Of those 56 DV cases, more than three quarters of the cases were expatriates (77%) and less than one fourth were nationals (23%).

<i>Nationality</i>	<i>number</i>	<i>(%)</i>
Nationals	13	23%
Expatriates	43	77%
<i>Total</i>	<i>56</i>	<i>100%</i>

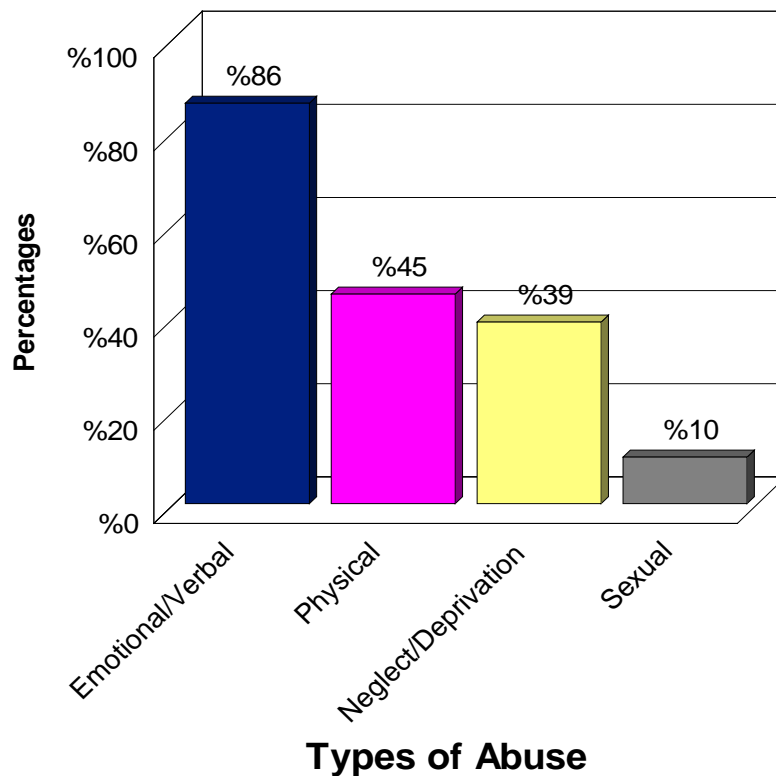
Types of Abuse:

Assessment of the cases showed that they have experienced different kinds of abuse. As can be seen in the table below, the majority (86%) have shown that they were verbally and emotionally abused, with close to half the cases (45%) reported being physically abused as well. Sexual abuse was experienced by 10% of the victims of DV, and more than one third were suffering of neglect and/or of being deprived. It should be noted that three of those cases were victims of sexual assault within the household.

Types of abuse experienced by victims of Domestic Violence

Type of Abuse	No. of cases	%
Physical abuse	25	45%
Sexual abuse	5	10%
Emotional/verbal abuse	48	86%
Neglect/deprivation	22	39%
Total	56 cases	

Fig. 3: Types of Abuse experienced by victims of Domestic Violence



It should be noted that of those victims, 22 ladies were mothers who attended the foundation with a total of 40 children. The number of children each mother of those accompanied with her was varying from 1-5 children. Of those children who accompanied their mothers to DFWAC, 28 (70%) have experienced different forms of abuse and/or witnessed the violation of their mothers. Only 12 of those children did not receive any kind of violence and were also very young to be aware of the victimization.

Victims of Child Abuse

DFWAC received a total of 38 children (25% of all DFWAC clients) who were exposed to some sorts of physical, sexual, or emotional abuse from any source, and/or witnessed frequent violations of their mothers.

However, as mentioned above, for the purpose of clients' categorization with preventing overlapping, and to put victims of trafficking as a special group entity, trafficked children were counted among trafficked cases even though they are abused children as well. Therefore, as shown on the table below, counting abused children who were victims of trafficking (a total of 11 children aged ≤ 18 years old) will increase the overall number of abused children received by DFWAC to 49 children, which would then account to 32% of all DFWAC clients rather than the 25% considered above.

<i>Child Abuse</i>	<i>number</i>	<i>(%) out of all DFWAC Clients</i>
Abused children other than trafficked cases	38	25%
Abused children including trafficked cases	49	32%

Further analysis and display of results under this section will pertain only to abused children other than trafficked cases, while results related to trafficked children will be shown under the section of victims of trafficking.

Nationality:

Of those 38 children, more than half were nationals (53%) and 47% were expatriates.

<i>Nationality</i>	<i>number</i>	<i>(%)</i>
Nationals	20	53%
Expatriates	18	47%
<i>Total</i>	<i>38</i>	<i>100%</i>

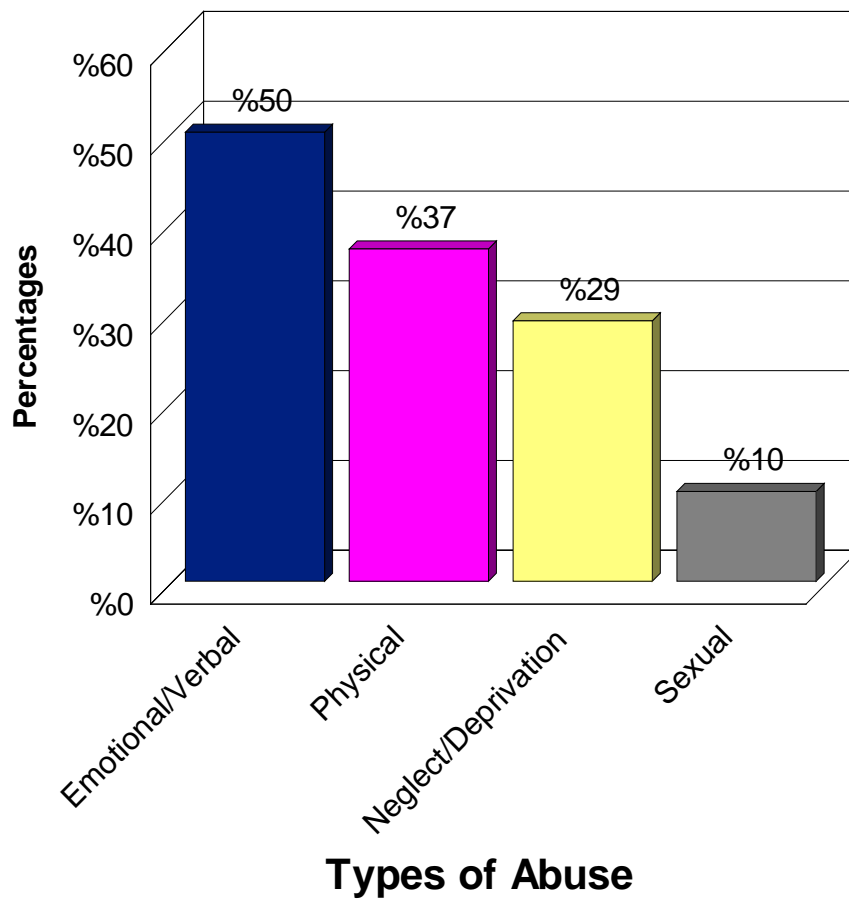
Types of Abuse:

As can be seen in the table below, half of the abused children received emotional and or verbal abuse, with more than one third experienced frequent physical abuse. Severe neglect and or deprivation were suffered by more than one fourth of those cases, with 4 children reported prominent sexual abuse. However, 13 of the cases reported frequent witnessing of violence against their mothers, which has negatively affected their psychological status and indirectly traumatized them.

Types of abuse experienced by victims of Child Abuse

Type of Abuse	No. of cases	%
Physical abuse	14	37%
Sexual abuse	4	10%
Emotional/verbal abuse	19	50%
Neglect/deprivation	11	29%
Witnessed Domestic Violence only	13	34%
Total	38 cases	

Fig. 4: Types of Abuse experienced by victims of Child Abuse



Victims of Trafficking

Number of cases:

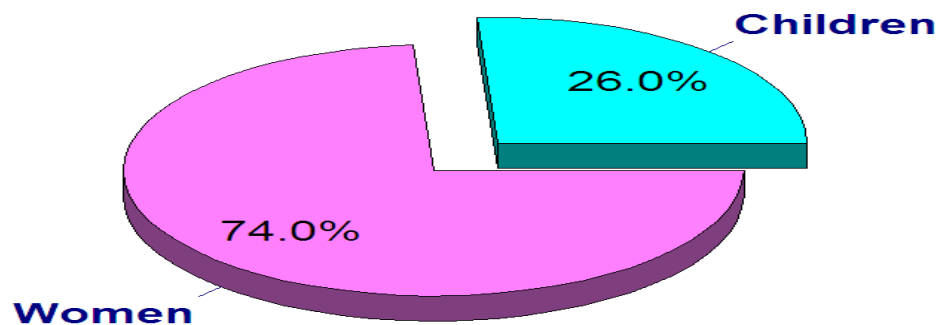
The number of trafficked cases received by DFWAC since the time it started sheltering victims by end of 2007 till end of 2008 is 43 victims in total. This accounts to more than one fourth (28%) of all DFWAC clients received during the same period.

Age & Sex:

As can be seen in the table below, children aged ≤ 18 years old made more than quarter of those cases (26%), with only one of the 11 trafficked children was a male victim. However, all adult trafficked cases sheltered by DFWAC were females.

<i>Trafficked Cases</i>	<i>Number</i>	<i>(%)</i>
Children (≤ 18 years)	11	26%
- Males	1	
- Females	10	
Adult ladies	32	74%
<i>Total</i>	<i>43</i>	<i>100%</i>

Fig. 5: Women and Children Victims of Trafficking at DFWAC



Based on a total of 43 sheltered Victims of Trafficking

The *average age* of all trafficked cases served by DFWAC till the end of 2008 is 24 years old (SD \pm 7.4), with the age range varied from as little as 7 years old in one client, to as much as 44 years old in another one (see the table below).

Age of DFWAC Clients	Years
Mean (average) age of clients	24
Median	23
Mode	18
Minimum	7
Maximum	44

Duration of Stay at DFWAC:

The average duration of staying at DFWAC by victims of trafficking is about one and half month (48 days). However, the range varies widely from as little as 1 day to more than 5 months (154 days).

Duration of Staying at DFWAC*	No. of days
Mean (average)	48 days
Median	43 days
Mode	13/19/47 days**
Minimum	1 day
Maximum	154 days

* Duration was analyzed for discharged cases only.

** Multiple modes exist

Types of Abuse:

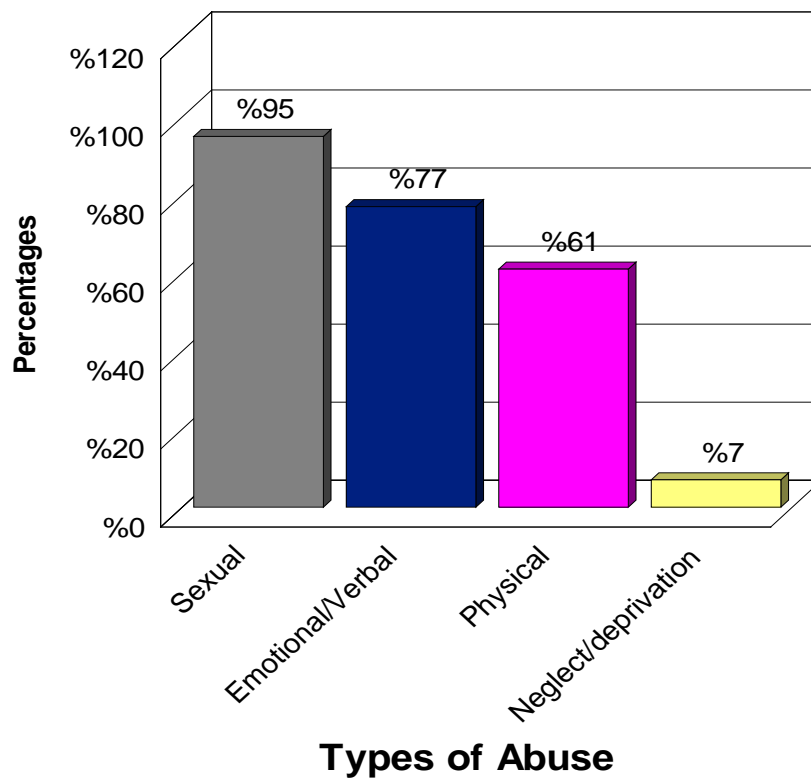
Assessment of clients showed that victims of trafficking were the most among all DFWAC clients who experienced different kinds of abuse, with the vast majority of those cases experienced marked sexual abuse (95%), and 61% of them reported physical abuse. Emotional and verbal

abuse was also suffered by more than three quarters of the cases. See the table and figure below.

Types of abuse experienced by victims of trafficking

Type of Abuse	No. of cases	%
Physical abuse	26	61%
Sexual abuse	41	95%
Emotional/verbal abuse	33	77%
Neglect/deprivation	3	7%
Total	43 cases	

Fig. 6: Types of Abuse experienced by victims of Trafficking



Nationalities:

Close to one third of all trafficked cases who used DFWAC services were from Uzbekistan (33%). Bangladesh was the second most frequent nationality for clients who were victims of trafficking. As can be seen in the table below, all trafficked cases resided at DFWAC hold 15 different nationalities, with only two cases had no passport.

Nationalities of Trafficked cases served by DFWAC

No.	Country	No. of cases	%
1	Uzbekistan	14	32.6%
2	Bangladesh	8	18.6%
3	Syria	3	7%
4	Pakistan	2	4.7%
5	Indonesia	2	4.7%
6	Philippine	2	4.7%
7	Russia	2	4.7%
8	Azerbaijan	1	2.3%
9	China	1	2.3%
10	India	1	2.3%
11	Iraq	1	2.3%
12	Kazakhstan	1	2.3%
13	Moldavia	1	2.3%
14	Morocco	1	2.3%
15	Nigeria	1	2.3%
16	No Passport	2	4.7%
Total		43	100%

Referral Sites

As can be seen in the table below, the vast majority of trafficking victims were referred to the foundation by the CID of Dubai Police (79%).

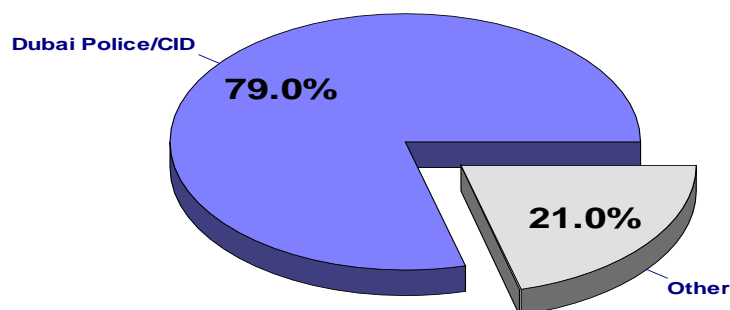
Human Rights Departments were also referring close to 10% of the cases.

However, two cases were self referrals.

Referral sites for victims of Trafficking at DFWAC till end of 2008

No.	Referral site	No. of cases	%
1	Dubai Police/CID	34	79.1%
2	Human Rights	4	9.3%
3	Self	2	4.7%
4	Dubai Prosecution	1	2.3%
5	Police/Other Emirates	1	2.3%
6	Previously existing non- licensed shelter	1	2.3%
Total		43	100%

Fig 7: Referral Sites for Victims of Trafficking Served by DFWAC till the end 2008



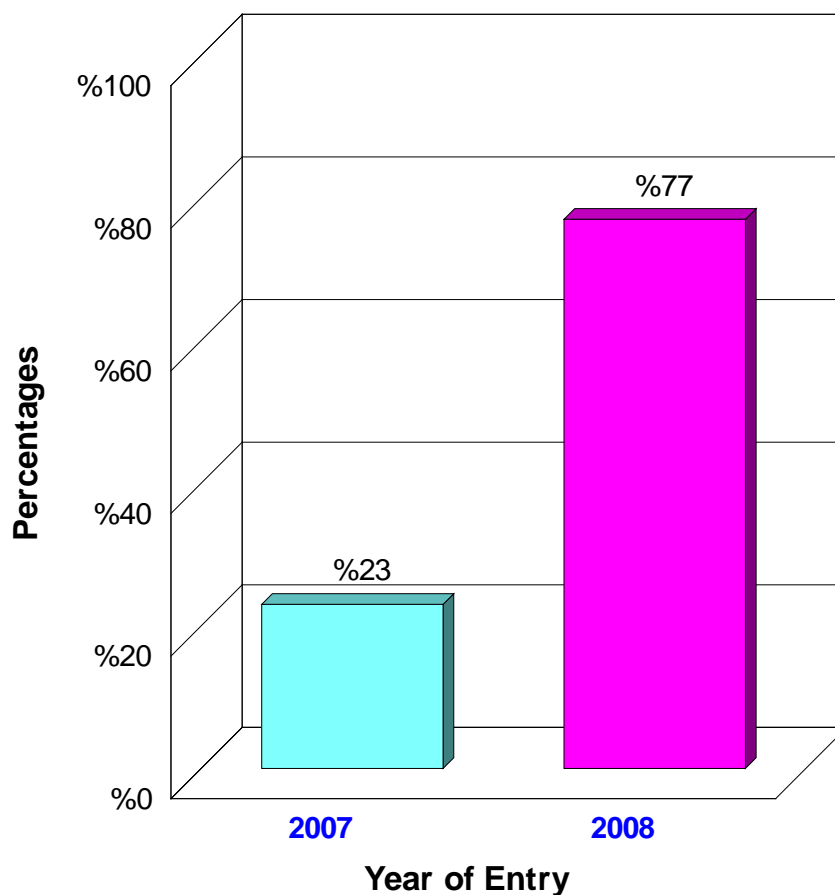
Trafficked cases by Year of entrance to DFWAC

As explained above, DFWAC started receiving cases by the last quarter of 2007, and the first case of trafficking victims was received on October of the same year. The table below shows the number of trafficking cases by year of entrance.

<i>Year of entrance to DFWAC</i>	<i>number</i>	<i>(%)</i>
2007	10*	23%
2008	33	77%
<i>Total</i>	<i>43</i>	<i>100%</i>

* Six of those cases continued being residents at DFWAC during 2008

**Fig 8: Victims of Trafficking at DFWAC
(By Year of Entry)**



Nature of Trafficking

With the exception of two cases, all victims of human trafficking resided at DFWAC since the time it started receiving cases till the end of 2008 were victims who had been exploited in the sector of commercial sex industry.

Discharged Victims:

A total of 38 victims of trafficking were already discharged out of the foundation by completion of the year 2008, with only 5 victims were still residents at DFWAC by that date.

Number of Trafficked cases at DFWAC by end of Dec. 31, 2008

<i>Trafficked cases</i>	<i>number</i>	<i>(%)</i>
Already discharged	38	88%
Resident Cases	5	12%
<i>Total</i>	<i>43</i>	<i>100%</i>

Table 1: Summary Statistics for the First Annual Report on DFWAC Clients (Based on a total of 152 admitted clients till end of 2008)

Variable	Number of cases	%
Category of Violence		
- <i>Domestic Violence</i>	56	37%
- <i>Child Abuse</i>	38	25%
- <i>Trafficking cases</i>	43	28%
- <i>Other</i>	15	10%
Nationality		
- <i>Nationals</i>	34	22%
- <i>Expatriates</i>	118	78%
Age Category		
- <i>Children (≤ 18 years)</i>	62	41%
- <i>Adults</i>	90	59%
<i>Average age 21 y (SD \pm 13)</i>		
Sex		
- <i>Females</i>	127	84%
- <i>Males</i>	25	16%
Duration of Staying at DFWAC *		
- ≤ 30 days	47	39.2%
- 31 – 90 days	31	25.8%
- 91 – 180 days	24	20%
- 181 – 365 days	17	14.2%
- > 365 days	1	0.8%
<i>Median duration 47 days</i>		
Year of Entry to DFWAC		
- 2007	71**	47%
- 2008	81	53%

* Based on a total of 120 discharged cases.

**More than half (41 cases) of the clients entered by end of 2007 continued to stay at DFWAC in 2008.

Table 2: Summary Statistics by Category of Clients*

Variable	Domestic Violence <i>Total=56</i> <i>n (%)</i>	Child Abuse <i>Total=38</i> <i>n (%)</i>	Trafficking <i>Total=43</i> <i>n (%)</i>
Year of Entrance			
- 2007	34** (61%)	17** (45%)	10** (23%)
- 2008	22 (39%)	21 (55%)	33 (77%)
Nationality			
- National	13 (23%)	20 (53%)	0 (0.00%)
- Expatriate	43 (77%)	18 (47%)	43 (100%)
Age <i>(The average)</i>	29 years old (SD ± 9.5)	8.4 years old (SD ± 4.9)	24 years old (SD ± 7.4)
Sex			
- Female	56 (100%)	17 (45%)	42 (97.8%)
- Male	0 (0.00%)	21 (55%)	1 (1.2%)
Duration of staying <i>(The median)</i>	46 days	46 days	43 days
Type of Abuse			
- Physical	25 (45%)	14 (37%)	26 (61%)
- Sexual	5 (10%)	4 (10%)	41 (95%)
- Verbal/Emotional	48 (86%)	19 (50%)	33 (77%)
- Neglect/deprivation	22 (39%)	11 (29%)	3 (7%)

* Clients categorized as "Other" and who equal to 15 cases in total are not shown here.

** More than half of the cases entered by end of 2007 continued staying at DFWAC during 2008.