

2009

**Dubai Foundation For Women
and Children (DFWAC)**

Programs and Research

DFWAC 2ND ANNUAL REPORT-2009

JAN 1ST - DEC 31, 2009

DFWAC Second Annual Report on Sheltered Clients

(Jan. 1st – Dec. 31, 2009)

About the Foundation:

Dubai Foundation for Women and Children (DFWAC) was established in July 2007 as a humanitarian initiative, and was the first licensed nonprofit shelter in the UAE for women and children victims of *domestic violence*, *child abuse*, and *trafficking*.

Given the great concern of the foundation on keeping appropriate track for all cases served by DFWAC, with a sincere attempt to understand their peculiar conditions and the main sociodemographic variables that could play a role in their victimization, Dubai Foundation for Women and Children cares to cultivate such intentions and efforts by issuing comprehensive reports on DFWAC cases biannually. Such interest and commitment comes from the strong belief of the foundation that it is only through these kinds of studies and reports, DFWAC can help providing the related authorities in the country, and all decision makers and influential bodies in the community, with the evidence-based material of information that would further help ensuring victims with the appropriate protection, care, and support. This will also help gathering the voices and working at a wider level to stop violence against women and children.

The current report is the 2nd annual report of DFWAC, which would refer to the whole year of 2009 (Jan. 1st – Dec. 31 of the same year). It is the 3rd official report issued and released by DFWAC after the foundation's First Annual Report -2007/2008 and the Mid-2009 Report.

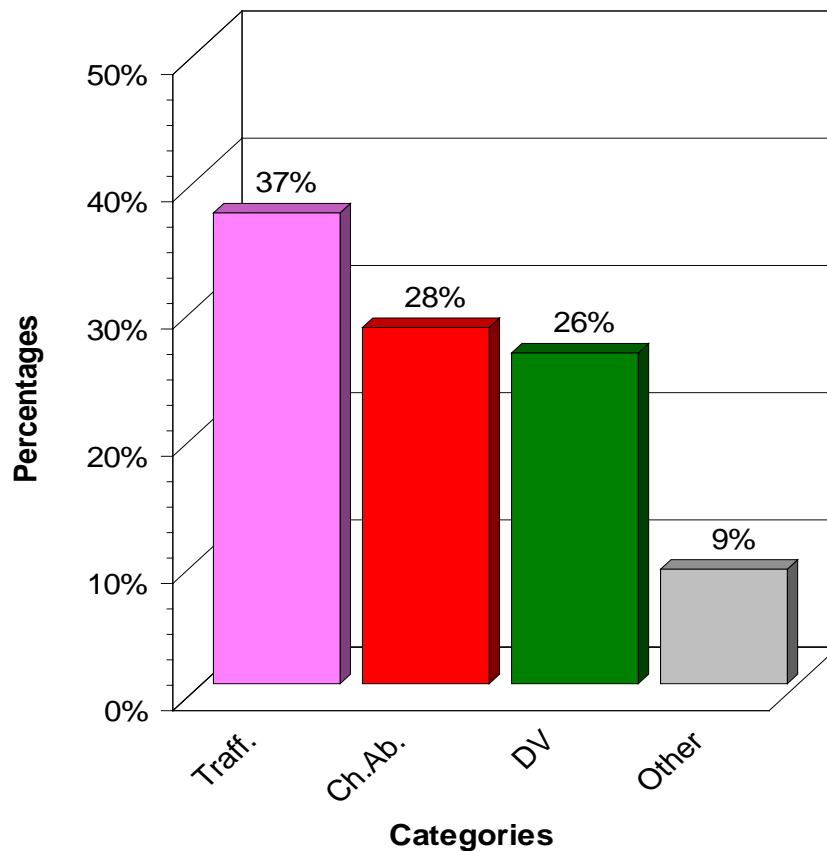
Number of Clients:

A total of **89** cases were received and sheltered by DFWAC during the year 2009. These are the cases that were admitted in the foundation's premises and provided different in-house and outside services. In total however, DFWAC received 241 clients since the time it started receiving cases by last quarter of 2007 till the end of 2009.

Types of sheltered Clients:

More than one third of the clients sheltered in DFWAC during 2009 were victims of human trafficking (37%). Victims of child abuse made more than quarter of the cases received and hosted during the same year (28%), while domestic violence victims were the third in number (26%) among all of those admitted during 2009 (see Fig 1). It should be noted that, three of the ladies counted under the category of domestic violence (DV) were also victims of complete sexual assaults, which were committed in two cases inside the household by the employer (the two victims were domestic workers), and by strangers outside the household in the other case (which resulted in that the case consequently got exposed to severe violence by her father at home, as she was blamed for the assault). Only eight of all clients sheltered by DFWAC during the same year (9%) were not belonging to any of the main categories served by the foundation, but they were hosted for only some exceptional humanitarian reasons or for just being dependent on the sheltered victim. In other words, such cases did not receive by themselves any sort of violence or being aware of it. This category is referred to as "other" in the figure below.

Fig 1: Types of DFWAC Clients during 2009



Out of a total of 89 cases admitted during 2009

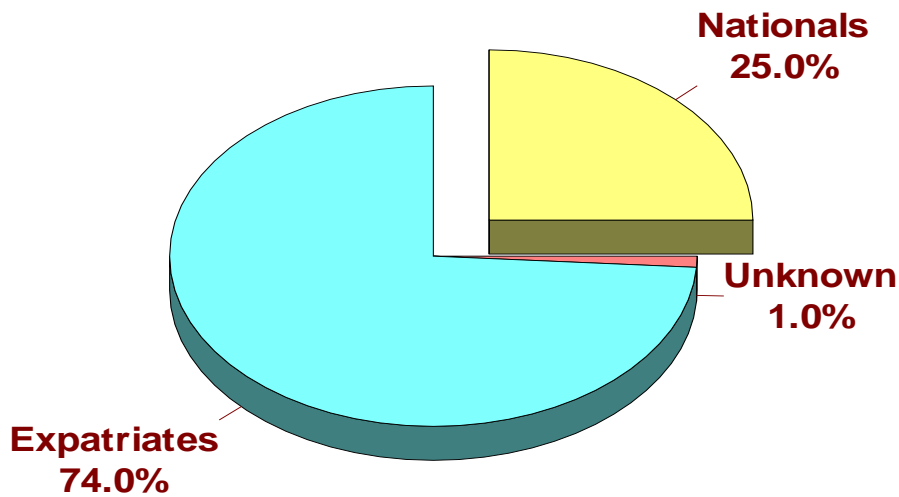
Nationality

Consistent with previous DFWAC reports, expatriates made most of the clients received and sheltered by the foundation (74%). However, nationals are making about one quarter of the cases admitted into the foundation during 2009 (25%). Only one case was admitted with unknown nationality (a baby found on the street with no documents).

<i>Nationality</i>	<i>number</i>	<i>(%)</i>
Nationals	22	25%
Expatriates	66	74%
Unknown	1	1.1%
<i>Total</i>	89	100.1% *

* Percentages do not round exactly to 100 due to approximation

Fig 2: Nationality of Clients Admitted to DFWAC during 2009



Out of a total of 89 admitted cases
(percentages approximated to the nearest digit)

It should be noted that during 2009 the foundation received and sheltered clients from 15 different countries other than UAE nationals, in addition to one little child who was of unknown nationality. After nationals who made quarter of the cases, clients from Bangladesh constituted close to one fifth (19%) of all DFWAC cases admitted during 2009. Iran and Iraq were the third and fourth countries of origin for DFWAC clients admitted during the same year (9% and 8% respectively). Clients with other nationalities were varying from 1 to 4 cases at most from each country (see the table below)

Countries of origin of DFWAC clients* admitted during 2009

No.	Country	No. of cases	%
1	UAE Nationals	22	24.7%
2	Bangladesh	17	19.1%
3	Iran	8	9.0%
4	Iraq	7	7.9%
5	Philippine	4	4.5%
6	Russia	4	4.5%
7	Eritrea	3	3.4%
8	Ethiopia	3	3.4%
9	Indonesia	3	3.4%
10	India	3	3.4%
11	Sudan	3	3.4%
12	Yemen	3	3.4%
13	Kyrgyzstan	3	3.4%
14	Kazakhstan	2	2.2%
15	Uzbekistan	2	2.2%
16	Pakistan	1	1.1%
17	Unknown	1	1.1%
Total		89	100%

* This refers to all DFWAC clients from all categories

Age

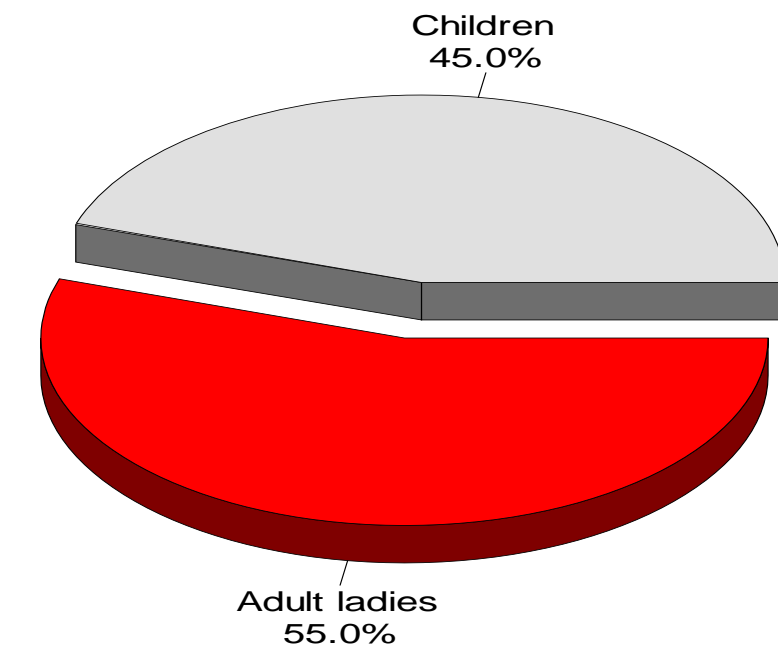
The *average age* of DFWAC clients received during 2009 is 18 *years old* (SD = ± 12), with the range was varying from one day to 61 years old.

<i>Mean (average) Age - in years</i>	18 y
<i>Median</i>	20 y
<i>Mode</i>	20 y
<i>Minimum</i>	1 day
<i>Maximum</i>	61 y

Adults versus Children:

Similar to previous reports, and as shown in Fig 3, children aged 18 years or less are making large percentage of the foundation's Clients who were admitted during 2009, approximating half of all sheltered cases at DFWAC (45%). Adult ladies (aged > 18) are making only slightly more than half of the cases (55%).

Fig 3: Age category of Clients admitted during 2009



Out of a total of 89 admitted cases

Sex

As usual, the majority of clients admitted to DFWAC during 2009 were females, making 84% of the total. All male clients were children less than 12 years old, who were abused and/or attended with their abused mothers. Only one male child was admitted alone for an exceptional humanitarian reason.

<i>Sex</i>	<i>number</i>	<i>(%)</i>
Females	75	84%
Males	14	16%
<i>Total</i>	89	100%

Education:

Studying DFWAC clients for their educational levels showed that only 3 out of all admitted clients during 2009 had completed studying at a college and attained a bachelor degree. The table below shows that more than half of the clients attained some primary or high school education (29% and 28% respectively). These percentages included both children who are still doing formal schooling or adults who had these levels as their highest education. It should be noted that, none of the clients had master degree or above, while 11 had no education at all.

<i>Educational level</i>	<i>number</i>	<i>(%)</i>
None	11	12.4
Primary School (1-6)	26	29.2
High School (7-12)	25	28.1
Technical Training/Institute	2	2.2
Uncompleted College	4	4.5
Bachelor degree	3	3.4
Not applicable (< 6 years old)	18	20.2
<i>Total</i>	89	100%

It is of paramount importance to notice that, when further analysis was performed for educational levels by age, showed that after excluding children who are beyond 6 years old, more than one quarter of the clients (27%) who are in school ages by time of entry to DFWAC (≤ 18 years old) did not attend schools at all. They were mainly children victims of trafficking who were unable to read alphabets or to recognize numbers by the time they entered the foundation.

Occupation

As can be seen in the table below, more than one third of DFWAC clients (37%) admitted during 2009, were not working or performing any money earning activity, with about one fifth of all DFWAC cases sheltered during the same year (20%) were children 5 years old or less, and for whom this question was considered inapplicable. Another good percentage of the cases (37%) was made by ladies who were trafficked and got to work in commercial sex activities. Only five clients reported having official work before getting admitted to DFWAC (four of them were domestic workers who were victims of domestic violence).

<i>Occupation</i>	<i>Number</i>	<i>(%)</i>
No work/money earning activity*	33	37.1
Trafficked to sex industry**	33	37.1
House Maid ***	4	4.5
Secretary	1	1.1
Not applicable	18	20.2
<i>Total</i>	89	100%

* Eighteen of them were adult ladies > 18 years old.

** Eight of them were children ≤ 18 y old

*** Discrepancy with mid-09 report in this figure is due to correction of information (as the language barrier sometimes interferes with getting the accurate information readily)

Income

As can be noticed in the table below, close to one third of the clients (30%) were not receiving any amount of money as a regular monthly income from any source. The table also shows that most of those reported receiving regular monthly income were getting less than one thousand UAE dirham (AED) per month, with other seven cases reported receiving irregular income (an activity based income). Only two clients were receiving a monthly income that exceeded 10 thousand AED.

<i>Monthly Income*</i>	<i>Number</i>	<i>(%)</i>
0	27	30.3
< 1000	14	15.7
1000 – <3000	5	5.6
3000 – < 6000	3	3.4
6000 – < 10,000	2	2.2
10,000 and more	2	2.2
Irregular	7	7.9
<i>Not applicable **</i>	29	32.6
<i>Total</i>	89	<i>100%</i>

* In UAE Dirham

** Not applicable to all children <18 who are not working and/or not engaged in any money earning activity and not receiving valuable amounts of money as a monthly income.

It is important to know that, when further analysis for income by occupation was performed, about half of the ladies who reported receiving no income at all were either victims of trafficking who were exploited in commercial sex industry and given no money (14 ladies) or a domestic worker (1 lady) who was not given her salary since she started to work.

Marital Status

Studying the marital status of all clients received by DFWAC during 2009 showed that only about one quarter of all cases (26%) were married ladies, while more than a quarter (29%) were singles who have never got married. However, for about one third of the clients, assessing marriage was considered as inapplicable (see the table below).

<i>Marital Status</i>	<i>Number</i>	<i>(%)</i>
Single	26	29.2
Married	23	25.8
Divorced	10	11.2
Separated	2	2.2
Widowed	1	1.1
Not applicable *	27	30.3
<i>Total</i>	<i>89</i>	<i>100%</i>

* For girls ≤ 9 years old and for all sheltered boys.

Visa Kind

Assessing DFWAC clients admitted during 2009 for the kinds of visas they were holding showed that, more than a quarter of the cases (29%) were expatriates who had residency visas sponsored by a family member. Like in the previous mid-year report, holders of work visas were still the 2nd largest group (18%) of the clients. As shown in the table below, comparable percentages of DFWAC clients were either holding visit visas (12%.4) or had no idea at all about the kind of visas they were holding (14.6%). Only one case came to the country with a tourist visa.

<i>Visa Kind</i>	<i>Number</i>	<i>(%)</i>
Dependent residency visa	26	29.2
Work visa	16	18.0
UAE passport	12	13.5
Visit visa	11	12.4
No visa *	13	14.6
Unknown by the client	10	11.2
Tourist visa	1	1.1
<i>Total</i>	89	<i>100%</i>

* It should be noted that, ten of those who had no visa are nationals by law "children of legal national fathers" even though no passports were issued for them by the time they were admitted to DFWAC, and therefore counted elsewhere as nationals. These children attended the foundation with their mothers who were victims of domestic violence (3 expatriate mothers who were married from national husbands). Moreover, it is quite important to know that the ages of those national children who had no passports issued for them by the time they entered the foundation were varying from 2 to 11 years old (with the exception of one baby who was born while the mother was sheltered in DFWAC). The other cases that had no visa were children below 2 years old (one was a baby of a single mother who was a victim of trafficking; another one was a baby of unknown parents "abandoned baby"; and the third case was a child who came to the foundation joining his abused mother).

Validity of the visa

Most of the clients (43%) had their visas/documents valid by the time they were admitted to the foundation. However, one quarter of the cases (25%) did not know if their visas were still valid or not, with other 16%

had their visas already expired by the time they came to DFWAC. See the table below:

<i>Validity of Visa</i>	<i>Number</i>	<i>(%)</i>
Valid	38	42.7
Do not know	22	24.7
Expired	14	15.7
No visa	13	14.6
Cancelled	2	2.2
<i>Total</i>	<i>89</i>	<i>100%</i>

Client types in DFWAC

As shown in the table below, two thirds of the clients (66%) were admitted for being the main victims of the abuse, and about one fifth (20%) were considered secondary victims, as they were children of violated mothers who had also been violated by the same abusers as their mothers. Children who were indirectly abused by witnessing the acts of violence, or were not aware of the violence because of being so young (e.g. little infants) were considered as sheltered clients for being dependents on their mothers (dependents), and these were only 9 children in total. The table below shows that only one client was received as attendant with the main victim.

<i>Client Type</i>	<i>Number</i>	<i>(%)</i>
Main victim	59	66.3
Secondary Victim	18	20.2
Dependant	9	10.1
Attendant	1	1.1
Other *	2	2.2
<i>Total</i>	<i>89</i>	<i>100%</i>

* Those two cases were temporarily admitted to DFWAC for humanitarian reasons while not belonging to any of the above types of clients shown in this table.

Sheltering Status

As the following table shows, large group of DFWAC clients admitted during 2009 (close to one third of all cases) were ladies who were sheltered alone in DFWAC, i.e. without having children or any other attendant accompanying them. However, children who joined their mothers to DFWAC made the largest DFWAC category of clients (30%), while children alone (i.e. with no mothers or guardians accompanying them) made about 15% of all clients. The table below also shows that mothers who got admitted to DFWAC accompanied with their children were only ten ladies in total. However, there were 13 other women who were also mothers but did not have their children with them in the foundation's premises.

<i>Sheltering Status</i>	<i>Number</i>	<i>(%)</i>
Mother alone	13	14.6
Mother with Child/children	10	11.2
Lady alone	26	29.2
Child with mother	27	30.3
Child alone	13	14.6
<i>Total</i>	<i>89</i>	<i>100%</i>

When further analysis by category of violence was performed, it was found that most of those mothers who were sheltered alone in the foundation (i.e. without having their children with them) were victims of human trafficking (8 women), and only five were victims of domestic violence).

The analysis has also shown that, for mothers who brought their children with them to the foundation, each one accompanied with her between a minimum of one child and a maximum of five children when she first admitted to DFWAC, making a total of 26 children came accompanying

their mothers. However, another child was born after his mothers' admission (as she was pregnant when she entered the foundation), making a total of 27 children accompanied their abused mothers to DFWAC premises during 2009.

Referral Sites

As shown in the table, close to two thirds of the cases (61%) were referred to the foundation by Dubai police and its Criminal Investigation Division (CID). Self referral cases that came to the foundation by themselves made a good percentage (close to one fifth "17%" of all cases). As can be noticed, and based on its humanitarian cause for existence, Dubai Foundation for Women and Children (DFWAC) would eventually provide help and support to victimized women and children irrespective of the referring body, including those referred from other emirates.

No.	Referral site	No. of cases	%
1	Dubai Police	40	44.9
2	CID	14	15.7
3	Human Rights	6	6.7
4	Department of Naturalization	4	4.5
5	Dubai Prosecution	1	1.1
6	Dubai Court	1	1.1
7	Friend	2	2.2
8	Embassy/Consulate	1	1.1
9	Self referral	15	16.9
10	Other *	5	5.6
Total		89	100%

* Two of those cases were referred by a shelter in Abu Dhabi, one was born while in the foundation, and two were referred by public prosecutions in other emirates (Sharjah & Um Al Quwain).

Duration of Stay

Of all cases who were admitted during 2009, more than three quarters (76%; 68 client out of a total of 89) were discharged in the same year of admission. The average number of days stayed by those cases in the foundation's premises was 73 (SD \pm 81), with the range was varying from as little as one day to as much as 332 days.

Measurements of Duration	Duration in days
Mean (average) duration of Stay	73 days
Median	53 days
Mode	53 days
Minimum	1 day
Maximum	332 days

Reanalysis after categorization of the duration they stayed at DFWAC showed that more than one third of the cases stayed for less than one month, and close to one third (31%) stayed for more than a month but not exceeded a period of 3 months. However, the rest of the cases stayed for total durations varying between 3-6 months (15%) and for more than 6 months (15%).

Number of days stayed at DFWAC*	No. of cases	%
\leq 30 days	27	39.7
$>$ 31 – 90 days	21	30.9
91 – 180 days	10	14.7
181 – 365 days	10	14.7
$>$ 365 days **	0	0.0
Total discharged clients	68	100%

* Counted for only cases admitted and discharged during 2009

It is important to know that, however, some cases might get admitted in a year and continue to stay in DFWAC during the subsequent year/years. Measuring the duration of staying at DFWAC for all cases that were sheltered in the foundation (since the time it started receiving cases) and who were already discharged by the end of 2009, would therefore allow showing the frequency of cases who stayed for quite long periods of time in the foundation's premises. As seen in the table below, similar to the previous table, more than one third of the clients stayed for less than one month, and more than quarter stayed for a period between 1-3 months. The percentages of clients who stayed for 3-6 months and 6-9 months were comparable as well. However, this table allowed showing that out of all clients sheltered in DFWAC since the time it started work, thirteen cases had been sheltered and provided in-house and outside services for more than a year.

Duration of staying at DFWAC (for all those admitted since DFWAC started receiving cases)*

Number of days stayed at DFWAC*	No. of cases	%
≤ 30 days	75	34.4
> 31 – 90 days	55	25.2
91 – 180 days	37	17.0
181 – 365 days	38	17.4
> 365 days **	13	6.0
Total discharged clients	218***	100%

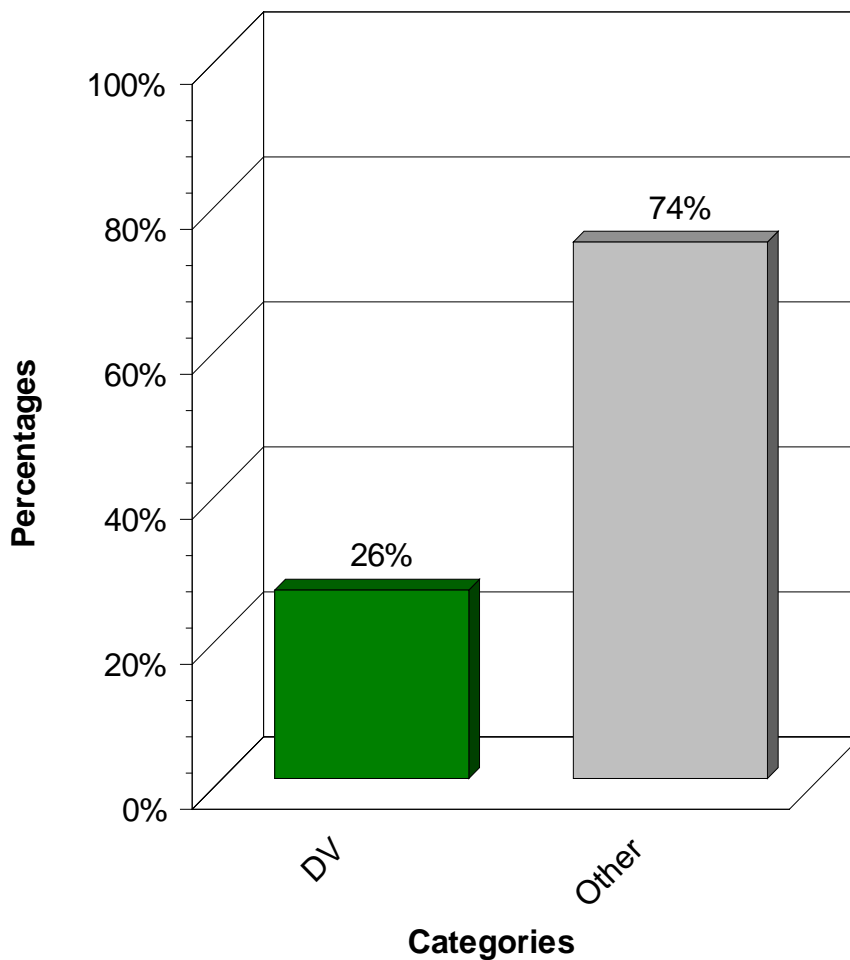
* Counted for all DFWAC sheltered cases who were already discharged by end of 2009

** The maximum reported number of staying days was 750

Victims of Domestic Violence

DFWAC admitted a total of **23 ladies** who were victims of domestic violence (DV) during 2009. This category of victims made 26% of all DFWAC clients received during the same year.

Fig 4: Percentage of Domestic Violence Victims
(out of all DFWAC Clients admitted during 2009)



DV cases were 23 out of 89 clients admitted to DFWAC during 2009

Age:

All those cases were adult ladies aged more than 18 years old, with an average age of 30 years old (SD \pm 7.3). Their ages however varied from as little as 20 to as old as 46.

<i>Mean (average) Age - in years</i>	30 y
<i>Median</i>	30 y
<i>Mode</i>	30 y
<i>Minimum</i>	20 y
<i>Maximum</i>	46 y

Nationality:

Thirty percent of the DV cases admitted to DFWAC during 2009 were nationals, and as in previous reports expatriates make the large percentage of those victims (70%).

<i>Nationality</i>	<i>number</i>	<i>(%)</i>
Nationals	7	30%
Expatriates	16	70%
<i>Total</i>	<i>23</i>	<i>100%</i>

Socioeconomic status:

Education

Studying those cases for the kind and level of education they attained showed that all victims of domestic violence who were admitted during 2009 had attended at least some years of formal schooling and education,

with more than half (57%) attended secondary schools. However, more than one fifth of the cases (22%) attended only some years at primary schools. Only three cases among victims of domestic violence had bachelor degrees.

<i>Level attended</i>	<i>Number</i>	<i>(%)</i>
No education	0	0.0
Primary School	5	21.7
Secondary/High School	13	56.5
Some college (uncompleted)	2	8.7
Bachelor/college completed	3	13.0
<i>Total</i>	<i>23</i>	<i>100%</i>

Occupation

Assessing victims of domestic violence for their occupations and kinds of work they were doing before getting admitted to DFWAC, showed that more than three quarters of the cases (78%) were not working by the time of admission (with only one case reported being a teacher previously). Only four cases were working as house maids (domestic workers) before getting sheltered to DFWAC, and one lady was working as a secretary.

<i>Level attended</i>	<i>number</i>	<i>(%)</i>
Do not work *	18	78.3
House maids **	4	17.4
Secretary	1	4.3
<i>Total</i>	<i>23</i>	<i>100%</i>

* One of them was a retired teacher

** Discrepancy with figure from the mid year report is due to correction of some information that was collected initially (due to linguistic obstacles of communication).

Income

Studying those victims for their economic status, by assessing their monthly income (i.e. the amount of money they used to receive monthly from any and all sources) showed that more than half of them were receiving no money at all from any source. However, only one of the victims reported receiving more than 20 thousand dirham a year.

<i>Monthly Income*</i>	<i>number</i>	<i>(%)</i>
0	12	52.2
< 1000	3	13.0
1000 – <3000	1	4.3
3000 – < 6000	3	13.0
6000 – < 10,000	1	4.3
20,000 or more *	1	4.3
Irregular	2	8.7
<i>Total</i>	<i>23</i>	<i>100%</i>

* No one reported receiving between ten and nineteen thousand dirham, so this category was omitted from the table.

Further analysis of the income by occupation illustrated that only one of the cases who reported receiving no money at all was a domestic worker (who did not receive her salary from the employer), while the rest of those cases were non workers.

Marital Status

Close to two thirds (65%) of the victims of domestic violence were married by the time they were admitted to DFWAC during 2009 (see the table below). Only four cases were divorced or separated, with other four ladies among the victims of DV were single ladies.

<i>Marital Status</i>	<i>number</i>	<i>(%)</i>
Married	15	65.2
Divorced	3	13.0
Separated	1	4.3
Single	4	17.4
<i>Total</i>	23	100%

With further analysis by nationality, only two of the married cases were nationals (who were married to national husbands), while all the three divorced cases and two of the single ladies were Emarati as well.

It is also quite important to notice that, cross tabulation with other variables illustrated that *eleven* of those married cases were expatriate ladies who were violated by their spouses, with most of them (9 out of 11) were married to husbands of different nationalities (the husbands were nationals in six of those cases). The remaining two victims of domestic violence, who were also married, were domestic workers in which the abusers were not intimate partners (but their employers at home).

With the exception of one divorced lady (who was violated by her previous spouse), all other non married victims of domestic violence, that are shown in the above table, had been violated by either their employers at home (two domestic workers), or other members of the household.

Visa kind & Validity

Most of the domestic violence victims (10 ladies) were holding residence visa and were sponsored by their spouses. Only two victims were holding visit visa. In line with previous figures, 7 victims of domestic violence were nationals holding UAE passports, and four victims hold work visas (the domestic workers). See the table below:

<i>Visa Kind</i>	<i>Number</i>	<i>(%)</i>
------------------	---------------	------------

UAE passport	7	30.4
Dependent residency visa	10	43.5
Work visa	4	17.4
Visit visa	2	8.7
<i>Total</i>	23	100%

However, the visa was expired for five cases, cancelled in one case, and unknown for two victims. Only 15 of those ladies hold valid documents.

Sheltering Status

Nine of the ladies who were victims of domestic violence had been sheltered in the foundation with their children (they were 26 children in total). It should be noted that, however, five other women were also mothers of living children who were not joining them to DFWAC (two of these women had 5 and 7 children each, while the other alone-sheltered mothers had 1-2 children outside the foundation). Only nine victims of domestic violence were not mothers of any children (see the table).

<i>Sheltering Status</i>	<i>Number</i>	<i>(%)</i>
Mother alone	5	21.7
Mother with Child/children	9	39.1
Lady alone	9	39.1
<i>Total</i>	23	100%

Types of Abuse:

Studying victims of domestic violence who were admitted during 2009 for the types of abuse they had exposed to, showed that all the cases (with the exception of one case only) reported they were verbally and emotionally abused, and the vast majority of the cases (20 out of 23) had suffered of physical violence within the household. Sexual abuse was reported by more than quarter of the victims (26%), and close to half of

the cases reported they were suffering of some sort of neglect and deprivation (48%). The percentages shown in the table below reflect the percent of victims who were suffering of each of kind of abuse separately.

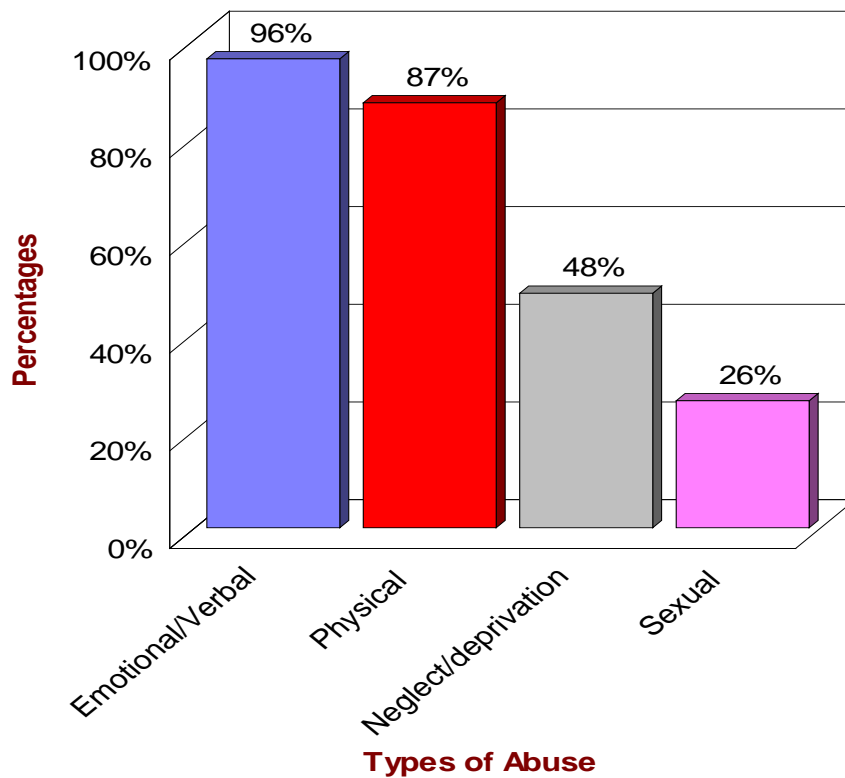
<i>Type of abuse</i>	<i>Number*</i>	<i>(%)*</i>
Physical abuse	20	87%
Sexual abuse	6	26%
Emotional/verbal abuse	22	96%
Neglect/deprivation	11	48%

* All the numbers and percentages were calculated out of all the 23 cases of domestic Violence, i.e. each case was assessed for each kind of abuse.

It is important to notice that, close to half of the domestic violence cases (10 victims) reported witnessing violence at homes while children.

With further analysis by nationality, it was also shown that, out of the seven Emarati ladies who were victims of domestic violence, six cases reported they have got exposed to physical violence; two cases had been sexually abused; four victims suffered of neglect and deprivation; and all of the seven ladies were receiving emotional and verbal abuse.

Fig 5: Types of Abuse experienced by victims of Domestic Violence



Out of a total of 23 cases of DV admitted during 2009

Relationship to the perpetrator:

As can be seen in the table, the spouse was the perpetrator in most of those cases (61%). For the rest of the victims of domestic violence, the violence was done by one or more family members (including fathers and mothers).

<i>Perpetrator</i>	<i>number</i>	<i>(%)</i>
Spouse	14	60.9
Other family member/members*	5	21.7
Employer of domestic worker	4	17.4
<i>Total</i>	23	100%

* This included father, mother, brother, and sister

Duration of staying at DFWAC:

Assessing the duration stayed at DFWAC by victims of domestic violence who were admitted during 2009, showed that out of all cases only 3 victims were still sheltered in the foundation's premises by the end of 2009, and therefore the duration was counted for the 20 victims who have already been discharged.

As can be seen in the table below, more than half of the cases (55%) stayed for a month or less. However, three of the victims were sheltered for more than three months. Overall, the average duration stayed by those victims was 38 days ($SD \pm 35$), with the range was varying from as short as one day to as long as 109 days.

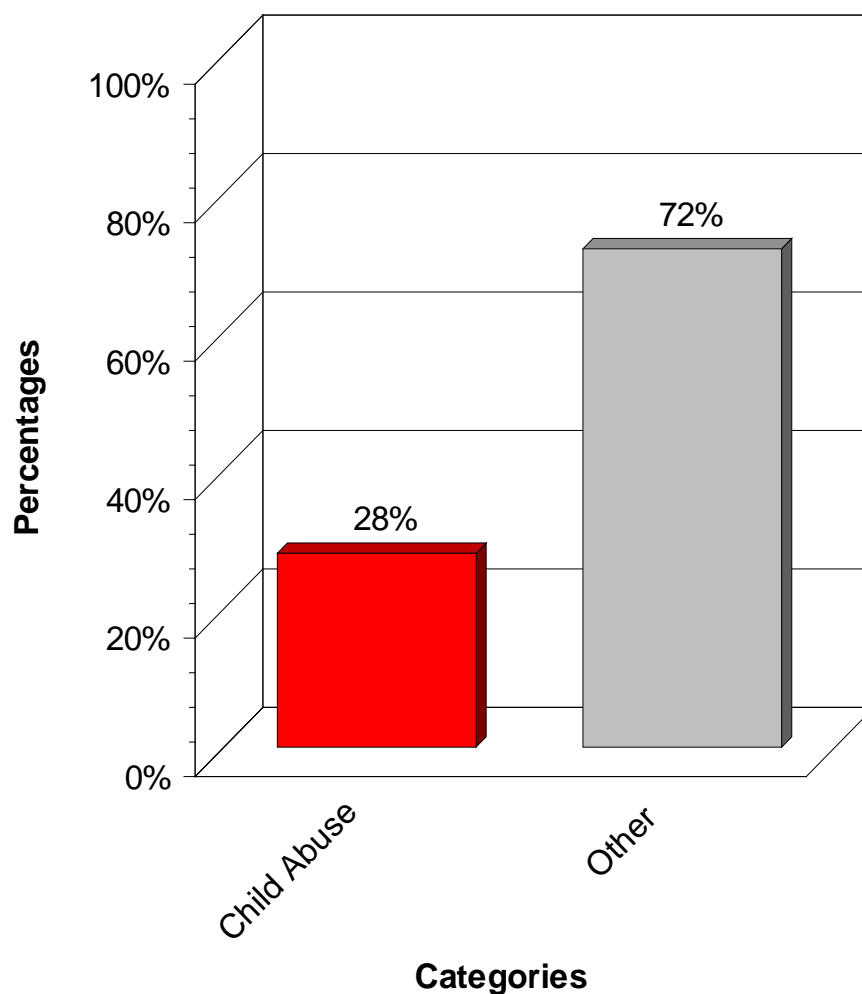
Number of days stayed at DFWAC*	No. of cases	%
≤ 30 days	11	55%
31 – 90 days	6	30%
91 – 180 days	3	15%
Total discharged clients	20	100%

* Counted for discharged victims of DV only

Victims of Child Abuse

Dubai Foundation for Women and Children (DFWAC) received a total of 25 children (28% of all DFWAC clients during 2009), who had got exposed to some kinds of violence and abuse, like physical, sexual, emotional, and/or neglect and deprivation, or have had witnessed frequent violations of their mothers.

Fig 6: Percentage of Child Abuse Victims
(out of all DFWAC Clients admitted during 2009)



Child abuse victims were 25 cases out of 89 clients admitted to DFWAC during 2009

It should be noted that, for the purpose of categorization, children who are victims of trafficking will be counted among trafficked cases even though they are abused children as well, and therefore all findings related to trafficked children will be shown under the section of Trafficking Victims.

Age:

The average age for victims of child abuse was 6.5 (SD \pm 5), and it was varying from around 1 year old to as high as 18 (in only one case).

<i>Mean (average) Age - in years</i>	6.5 y
<i>Median</i>	5 y
<i>Mode</i>	1 y
<i>Minimum</i>	1 y
<i>Maximum</i>	18 y

Sex:

As can be seen in the table below, most of these abused children were females (60%).

<i>Sex</i>	<i>number</i>	<i>(%)</i>
Female	15	60%
Male	10	40%
<i>Total</i>	25	100%

Nationality

More than half of those children (52%) were nationals. The rest of the abused children were expatriates, and only one case was of unknown nationality (he was an abandoned child that was sheltered by the foundation without having any documents showing his nationality).

<i>Nationality</i>	<i>number</i>	<i>(%)</i>
Nationals	13*	52%
Expatriates	11	44%
Unknown	1	4%
<i>Total</i>	<i>25</i>	<i>100%</i>

Visa kind

Even though more than half of these abused children were nationals, but only four cases were holding UAE passports when they first came to the foundation, while most of the cases were either holding residence visas (44%) or no passports at all (40%). It should be noted that, however, nine of those abused children who hold no visa or passports by the time they were admitted to DFWAC, were nationals by law as they were legal children of Emarati fathers, even though no passports were issued for them (while they were aging between 2-11 years old).

<i>Visa Kind</i>	<i>Number</i>	<i>(%)</i>
UAE passport	4	16
Dependent residency visa	11	44
No passport/visa	10	40
<i>Total</i>	<i>25</i>	<i>100%</i>

Education

As shown in the following table, only ten children were attending schools (8 of them were in primary schools and only 2 in secondary schools). However, most of those children (60%) were not attending schools yet (they were \leq 6 years old).

<i>Level attended</i>	<i>Number</i>	<i>(%)</i>
Not attending schools yet	15	60%
Primary School	8	32%
Secondary/High School	2	8%
<i>Total</i>	<i>25</i>	<i>100%</i>

Sheltering Status

The majority of these children (88%) came to the foundation joining their mothers. Only three of the abused children were sheltered alone with no mothers or guardians joining them (see the table).

<i>Sheltering Status</i>	<i>Number</i>	<i>(%)</i>
Child with mother	22	88%
Child alone	3	12%
<i>Total</i>	<i>25</i>	<i>100%</i>

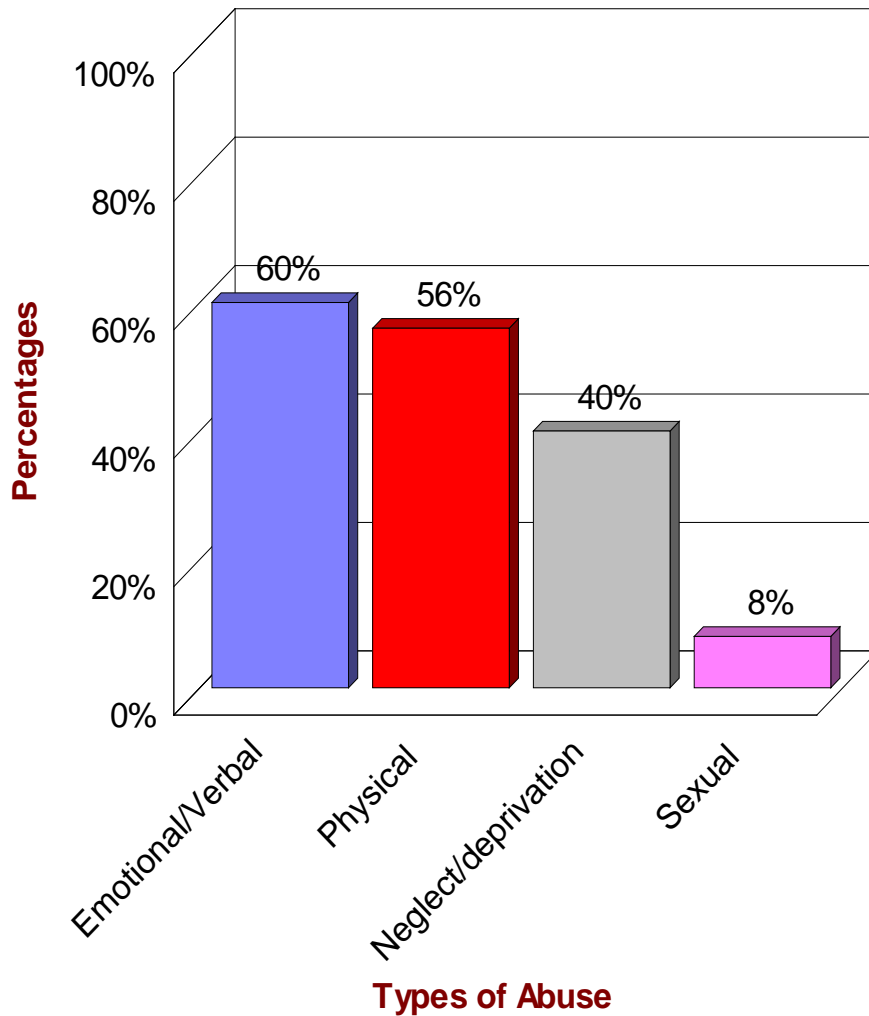
Types of Abuse:

As shown in the table, more than half of the cases (56%) were physically abused, with close to two thirds of the abused children (60%) were suffering of emotional and verbal abuse as well. Sexual abuse was reported by only two cases, while ten children were experiencing prominent neglect and deprivation. Almost all cases (with the exception of one infant) have witnessed frequent violations of their mothers.

<i>Type of abuse</i>	<i>Number*</i>	<i>(%)*</i>
Physical abuse	14	56%
Sexual abuse	2	8%
Emotional/verbal abuse	15	60%
Neglect/deprivation	10	40%
Witnessed domestic violence	24	96%

* All the numbers and percentages were calculated out of all the 25 cases of abused children, with each case was assessed for each kind of abuse.

Fig 7: Types of Abuse experienced by victims of Child Abuse



Out of a total of 25 cases of abused children admitted during 2009

Relationship to perpetrator:

In the vast majority of cases of child abuse (23 out of 25), the father was the abuser. Only two cases reported that the mother was the perpetrator, where she was the only abuser in one case, and was one of the violators in another case.

<i>Perpetrator</i>	<i>Number</i>	<i>(%)</i>
Father	23	92%
Mother	1	4.0%
More than one family member*	1	4.0%
<i>Total</i>	25	100%

* The mother was one of them

Duration of staying at DFWAC:

The duration stayed at DFWAC by those abused children was counted for only cases that were discharged before the end of 2009 (21 out of 25 children). As seen in the table, most of the cases stayed for a period between 1-3 months (43%), with only five cases stayed for a longer time (> 3 months) in the foundation's premises. Overall, the average duration stayed by these cases was 55 days (± 36), with the range was varying from as little as 2 days to as long 106 days.

Duration stayed at DFWAC *	<i>Number</i>	<i>(%)</i>
≤ 30 days	7	33.3%
31 – 90 days	9	42.9%
> 90 days	5	23.8%
<i>Total</i>	21	100%

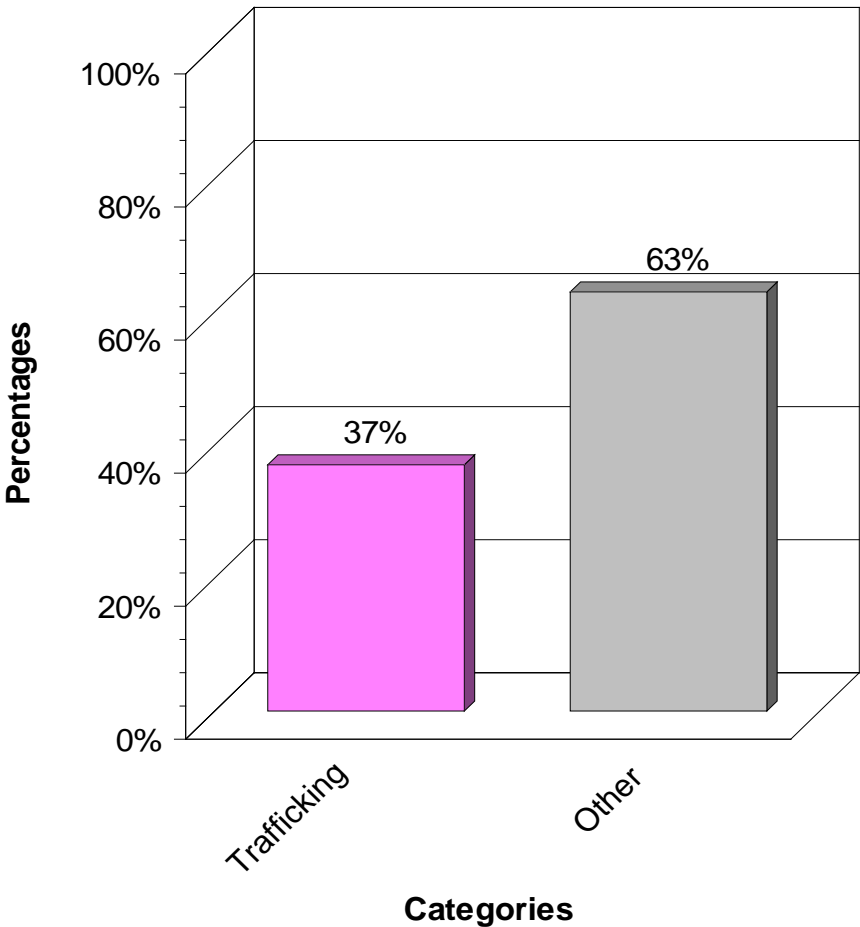
* Counted for only discharged cases of abused children.

Victims of Human Trafficking

Number of cases:

The total number of cases received and sheltered by DFWAC as victims of human trafficking during 2009 (Jan. 1- Dec. 31, 2009) was 33 cases. This category of victims made the largest among all DFWAC clients received during the same year, making more than third (37%) of all cases.

Fig 8: Percentage of Human Trafficking Victims
(out of all DFWAC Clients admitted during 2009)



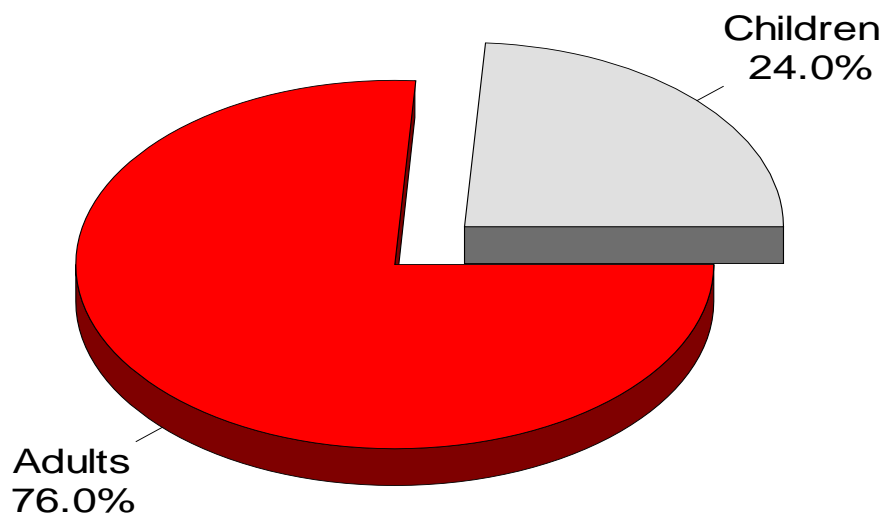
Trafficking victims were 33 cases out of 89 clients admitted to DFWAC during 2009

Age

The average age of trafficking victims sheltered by DFWAC during 2009 was about 21 years old (SD \pm 5). However, the ages of those victims were varying from as little as 12 years old (in one girl child) to a maximum of 33 (in another lady).

Mean (average) Age - in years	20.7 y
<i>Median</i>	20 y
<i>Mode</i>	20 y
<i>Minimum</i>	12 y
<i>Maximum</i>	33 y

Fig 9: Children & Adult Victims of Trafficking
(who were admitted during 2009)



Out of a total of 33 trafficked cases admitted during 2009

Sex:

Victims of human trafficking received during 2009 were totally females. Unlike the 1st annual report, no any male child was received as a victim of this international organized crime.

Nationality:

As can be seen in the table below, victims of human trafficking admitted to DFWAC during 2009 were belonging to nine different nationalities. However, close to half the cases were Bengali ladies (from Bangladesh). Iraqi ladies made the 2nd largest group among admitted trafficked victims (18%). Philippine, Uzbekistan, and Indonesia were the countries of origin for 2-3 ladies (as shown in the table), with only one lady came from each of the other countries listed below.

No.	Country	No. of cases	%
1	Bangladesh	16	48.5%
2	Iraq	6	18.2%
3	Philippine	3	9.1%
4	Uzbekistan	2	6.1%
5	Indonesia	2	6.1%
6	India	1	3.0%
7	Pakistan	1	3.0%
8	Kyrgyzstan	1	3.0%
9	Russia	1	3.0%
Total		33	100%

Referral Sites

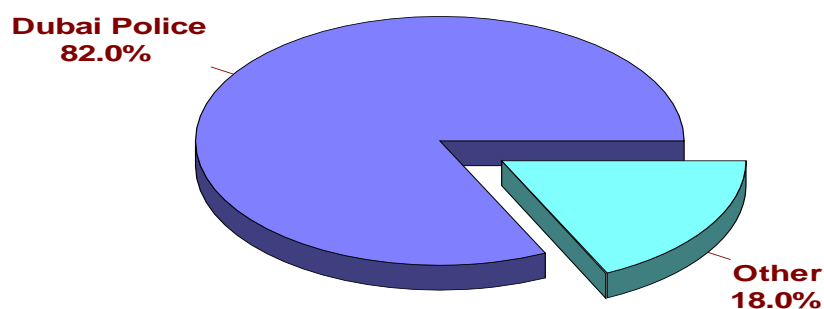
As shown below, most of the trafficking victims received between Jan. 1st and Dec.31, 2009 were referred to DFWAC by Dubai police or its CID division (82% of all cases). The two other referral sites in Dubai were Department of Naturalization (3 cases) and Dubai Prosecution (one case). However, two victims of trafficking were referred to DFWAC from outside the Emirate of Dubai.

No.	Referral site	No. of cases	%
1	Dubai Police/CID	27	81.8
2	Department of Naturalization	3	9.1%
3	Dubai Prosecution	1	3.0%
4	Other*	2	6.1%
Total		33	100%

* One of these two cases was referred by a shelter in Abu Dhabi and the other one referred by Um Al Quwain prosecution

Fig 10: Referral Sites for Victims of trafficking

(for cases admitted to DFWAC during 2009)



Out of a total of 33 admitted cases during 2009

Socioeconomic status of the trafficked victims:

Education:

Assessing the educational levels of victims of human trafficking showed that more than one quarter of the cases (27%) had never attended schools nor got any kind of vocational training. They were totally illiterates, i.e. unable to read alphabets or numbers. However, more than half of the victims attended some grades at primary and high schools (33% and 27% respectively), and only two cases reported studying for some time at a college but did not complete the study course.

<i>Level attended</i>	<i>number</i>	<i>(%)</i>
No education	9	27.3
Primary School	11	33.3
Secondary/High School	9	27.3
Technical Training	2	6.1
College -uncompleted	2	6.1
<i>Total</i>	<i>33</i>	<i>100%</i>

Marital Status:

As seen in the table below, more than half of the trafficked victims (52%) were singles who have never got married previously. However, eight of the ladies were married and six cases were divorced.

<i>Marital Status</i>	<i>Number</i>	<i>(%)</i>
Single	17	51.5
Married	8	24.2
Separated	1	3.0
Divorced	6	18.2
Widowed	1	3.0
<i>Total</i>	<i>33</i>	<i>100%</i>

Money earning activity:

All trafficked ladies had been exploited or were about to be exploited in commercial sex industry. As shown in the table below, 30 out of the 33 ladies who were victims of human trafficking were forced to work in commercial sex industry for a given period of time, with only three victims reported being caught before starting the activity.

<i>Activity</i>	<i>number</i>	<i>(%)</i>
Worked in commercial sex	30	91%
Prepared to work in commercial sex	3	9 %
<i>Total</i>	<i>33</i>	<i>100%</i>

Income:

Studying the cases of human trafficking for the estimated amount of money they used to get on a monthly basis, showed that large percentage of the victims (42%) had not been paid at all by the traffickers, and one third of them were receiving less than one thousand UAE dirham (AED) per month. However, only one lady reported receiving more than 10,000 AED a month, and other five victims reported getting an irregular monthly income, as they were paid per each activity (see the table below).

<i>Monthly Income*</i>	<i>number</i>	<i>(%)</i>
0	14	42.4
< 1000	10	30.3
1000 – <3000	3	9.1
10,000 – 15,000	1	3.0
Irregular	5	15.2
<i>Total</i>	<i>33</i>	<i>100%</i>

* The table only shows the income categories reported by the clients.

Visa Kind

Studying the kinds of visas hold by victims of human trafficking, who were sheltered by DFWAC during 2009, showed that more than one third of the trafficked ladies (36%) entered the country with work visas. Visit and residency visas, which were sponsored by a claimed relative, were hold by only 7 and 3 ladies respectively. However, ten victims did not know the kinds of visas issued for them to get into Emirates.

<i>Visa Kind</i>	<i>number</i>	<i>(%)</i>
Work visa	12	36.4
Visit visa	7	21.2
Dependent residency visa	3	9.1
Tourist visa	1	3.0
Unknown	10	30.3
<i>Total</i>	<i>33</i>	<i>100%</i>

Validity of the visa

When validity of the visas was assessed, only five cases had their visas valid by the time they were received by DFWAC, and eight of the victims were aware that their visas were expired. However, close to two thirds of the trafficking victims sheltered by DFWAC during 2009 (61%) did not know if their visas were still valid or not.

<i>Validity of Visa</i>	<i>number</i>	<i>(%)</i>
Valid	5	15.2
Expired	8	24.2
Do not know	20	60.6
<i>Total</i>	<i>33</i>	<i>100%</i>

Sheltering Status

As can be seen in the table below, about three quarters of the trafficking victims sheltered during 2009 (73%) were ladies who were not mothers of any children, neither with them in the foundation nor living outside. It should be noted that, eight of those victims were children aged less than 18 years old. However, eight of the trafficked ladies were mothers of living children who did not join them to DFWAC (they were living in their home countries). Only one of the trafficking victims came to DFWAC with one child joining her (a baby of a single mother).

<i>Sheltering Status</i>	<i>number</i>	<i>(%)</i>
Lady alone*	24	72.7
Mother alone **	8	24.2
Mother with children	1	3.0
<i>Total</i>	33	100%

* Eight of them were children < 18 years old.

** Each one of those ladies reported having one child (7 ladies) or 2 children (one lady) living in their home countries.

Trafficking Process

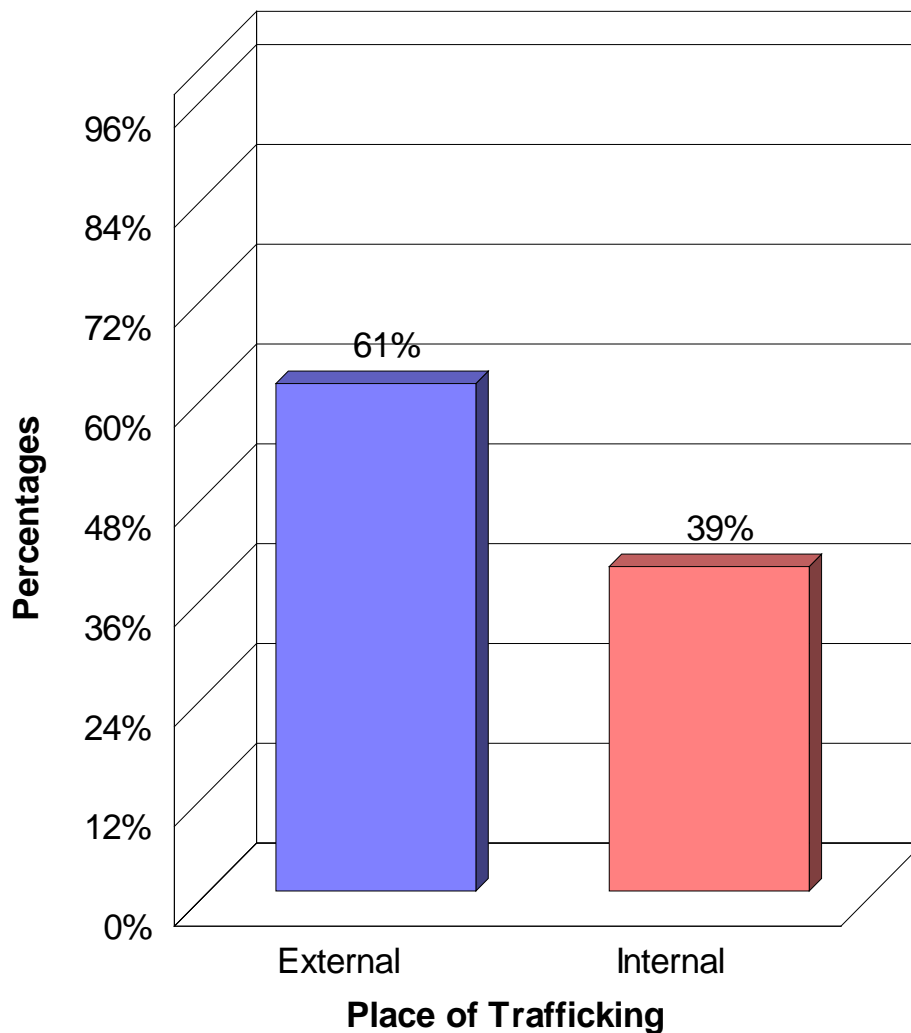
Place of trafficking:

Studying victims of human trafficking for the place where they got trafficked, showed that close to two thirds of the cases (61%) were trafficked outside Emirates (externally trafficked victims), mostly in their homelands, and sent to Dubai with different deceptive promises to get exploited in commercial sex activities.

However, 13 other ladies got trafficked internally (i.e. inside Emirates), after convincing them to leave their jobs for better ones or to get them well paying jobs after being unemployed.

<i>Place of trafficking</i>	<i>Number</i>	<i>(%)</i>
External	20	61%
Internal	13	39%
<i>Total</i>	33	100%

Fig 11: Place of Trafficking
(for trafficked cases admitted during 2009)



Out of a total of 33 cases admitted to DFWAC during 2009

How they got trafficked:

Almost all trafficked cases reported that they were promised to get a job or to be assured some money earning activity, with only one little girl (13 years old) reported that she knew she would be exploited in commercial sex activities, but she was forced for that and had no choice to refuse (she was sold to the traffickers by people who were taking care of her after her parents died).

<i>How got trafficked?</i>	<i>number</i>	<i>(%)</i>
Promised to get a job/money earning activity	32	97%
Knew but forced for it	1	3%
<i>Total</i>	33	100%

Further analysis showed that all the externally trafficked cases knew they were traveling to Emirates before getting into the country.

Work/Activity the victims thought they would do:

When such victims were assessed for what they were told by the traffickers, it was found that one third of the cases (33%) were informed they are going to work as house maids. Other victims were told they would work as sales workers (4 cases) or to do some work with a company (other 4 cases). Four other ladies were told they would work as dancers, and 3 ladies were promised to work as waiters. Working as a cook or a hair dresser were the promises given to two other ladies. As explained above, only one young girl said she knew she would be asked to work in commercial sex but had no choice to refuse.

However, three of those victims reported they did not know exactly what kind of work they would be given.

<i>Work/Activity thought they would do</i>	<i>number</i>	<i>(%)</i>
House maid	11	33.3
Sales worker	4	12.1
To work with a company	4	12.1
Dancer	4	12.1
Waiter	3	9.1
Hair dresser	1	3.0
Cook	1	3.0
Commercial sex	1	3.0
Unknown	3	12.1
<i>Total</i>	33	100%

When the victims knew:

Studying victims of human trafficking who were sheltered by DFWAC during 2009 showed that, close to half the victims did not know what was really needed from them until few days later. Valuable percentage of the victims (30%) knew about it on the same day of arrival (for externally trafficked cases) or the day they went with the traffickers (for internally trafficked cases). However, only one case reported she knew about it before arriving, with another one reported she could not know what was needed from her until after more than a month.

<i>When knew about it *</i>	<i>number</i>	<i>(%)</i>
Before arrival	1	3.0
On day of arrival	10	30.3
Few days later	16	48.5
After one week*	5	15.2
After one month	1	3.0
<i>Total</i>	33	100%

* Counted from the day of arrival to the country (for externally trafficked victims), and from the day they went with the traffickers (for internally trafficked victims).

** One of them knew it only after she was caught with the traffickers by the police (before starting any activity).

How they knew:

As shown in the table below, when those victims were assessed for how they knew about what was needed from them, most of them (42%) said they were told about it, with other large percentage (39%) reported they got beaten as well. Four other victims had even been raped when they first came to know about it.

<i>How they knew</i>	<i>number</i>	<i>(%)</i>
Told about it	14	42.4
Got beaten*	13	39.4
Got raped	4	12.1
Other**	2	6.1
<i>Total</i>	33	100%

* One of those ladies caught before starting the activity

** One was caught before being aware of what she was brought for, and another one was caught while locked in a house (also both of them did not start any activity).

Transit Countries:

When externally trafficked cases were assessed for whether they stayed in any transit country before ending in Emirates, out of the twenty cases that were trafficked externally, only six victims reported staying in countries other than their countries of origin before coming to Dubai. As shown in the table below, two of those cases stayed in Russia for few days before continuing their trip from their home land (Uzbekistan) to Dubai, and four young Iraqi girls reported living in Syria for a period that was varying from as little as three months (for one girl) to as much as 5 years (for another girl).

<i>Transit Country</i>	<i>Number of cases</i>
No transit country	14
Russia	2
Syria	4
<i>Total</i>	20

Asking these victims for whether they were doing any activity during their stay in those countries, only one young girl reported she was working in beggary while staying in the transit country, but all the others reported they were doing nothing.

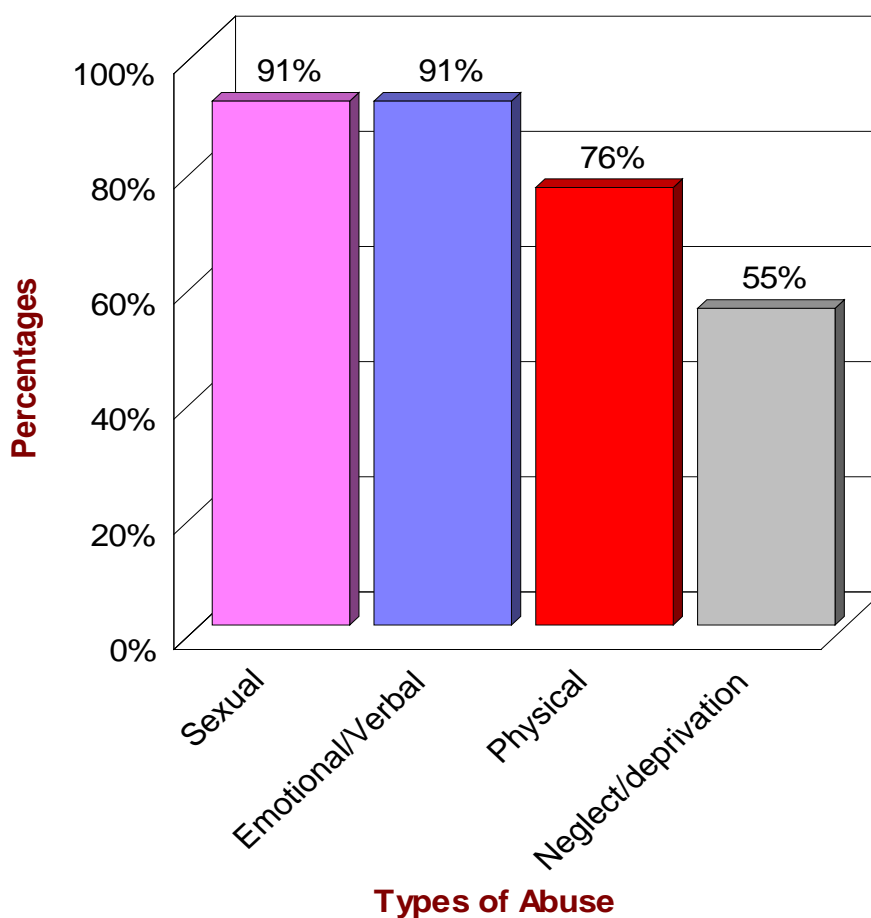
Types of abuse:

As shown in the table below, the majority of human trafficking victims (91%) got exposed to sexual and emotional violence and abuse, and more than three quarter of the cases (76%) suffered of physical violence as well. Neglect and deprivation was another kind of abuse experienced by more than half of the trafficked victims.

<i>Type of abuse</i>	<i>Number*</i>	<i>(%)*</i>
Physical abuse	25	76%
Sexual abuse	30	91%
Emotional/verbal abuse	30	91%
Neglect/deprivation	18	55%

* All the numbers and percentages were calculated out of all the 33 cases of human trafficking, with each case was assessed for each kind of abuse.

Fig 12: Types of Abuse experienced by Victims of Trafficking



Out of a total of 33 cases of human trafficking admitted during 2009

Relationship to perpetrator:

As seen in the following table, one third of the victims considered their employers as the ones responsible for their victimization. Large percentage of the victims (39%) accused a friend (a family friend or other friend) to be the one responsible for what had happened to them. Seven cases, however, did not know who was really behind getting trafficked, and only one lady explained that a stranger was behind what happened to her (it was a customer in the restaurant where the victim was working, as he was the one who sent her to the traffickers for a good paid job).

<i>Perpetrator</i>	<i>number</i>	<i>(%)</i>
Employer	11	33.3
Family friend	3	9.1
Other friend	10	30.3
Relative	1	3.0
Unknown	7	21.2
Other	1	3.0
<i>Total</i>	33	100%

Duration of staying at DFWAC:

Among all victims of human trafficking who were admitted to Dubai Foundation for Women and Children during 2009, only 19 victims out of the 33 were discharged out of the foundation by the end of this year. Therefore, the estimated duration of staying at DFWAC by this kind of victims will be counted based on only discharged cases.

As seen in the table below, more than half of these cases stayed at DFWAC for periods exceeded 6 months. Overall, the average duration was 153 days (SD \pm 109), with the range was varying from as short as 17 days to as long as 332 days.

Duration stayed at DFWAC *	<i>Number</i>	<i>(%)</i>
\leq 30 days	3	15.8%
31 – 90 days	4	21.1%
91 – 180 days	2	10.5%
181 – 365 days	10	52.6%
<i>Total</i>	19	100%

* Counted for discharged cases only

How they left DFWAC:

Most of the discharged cases (15 out of the 19 discharged victims during 2009) were repatriated by DFWAC and sent back to their home countries. Dubai police repatriated one of the victims after getting discharged by DFWAC. As shown in the table below, two victims chose to escape out of the foundation's premises, and another lady was taken back by the police.

How left DFWAC	Number	(%)
Repatriated by DFWAC	15	78.9%
Repatriated by Dubai Police*	1	5.3%
Absconded**	2	10.5%
Taken by Dubai police	1	5.3%
<i>Total</i>	19	100%

* From the foundation

** The two ladies were caught by Dubai police and got repatriated by them

It should be noted that, all repatriated ladies were sent homes after giving them a list of resources to contact in their countries whenever in need.

The foundation has also made direct contact with the International Organization for Migrants (IOM) in the victims' countries, and/or with related agencies there, to follow up with the victims when they are back homes. Only five of those ladies chose not to make direct contact with any agency in their countries, but they were given a list with all the resources they might need. However, DFWAC continues following up the cases by making direct calls on a regular basis.

Table 1: Summary Statistics for DFWAC Clients – 2009
 (Based on a total of 89 admitted cases between Jan. 1st – Dec. 31, 2009)

Variable	Number of cases	%*
Category of Violence		
- <i>Domestic Violence</i>	23	26%
- <i>Child Abuse</i>	25	28%
- <i>Trafficking cases</i>	33	37%
- <i>Other</i>	8	9%
Nationality		
- <i>Nationals</i>	22	25%
- <i>Expatriates</i>	66	74%
- <i>Unknown</i>	1	1.1%
Age Category		
- <i>Children (≤ 18 years)</i>	40	45%
- <i>Adults</i>	49	55%
<i>Average age 18 y (SD \pm 12)</i>		
Sex		
- <i>Females</i>	75	84%
- <i>Males</i>	14	16%
Duration of Staying at DFWAC **		
- ≤ 30 days	27	40%
- 31 – 90 days	21	31%
- 91 – 180 days	10	15%
- > 180 days	10	15%
<i>Average duration 73 days (SD \pm 81)</i>		
Numbers sheltered by Years		
- <i>Oct – Dec. 2007</i>	71	29%
- <i>Jan-Dec. 2008</i>	81	34%
- <i>Jan – Dec. 2009</i>	89	37%

* The percentages shown on the table have been rounded to the nearest digit for easy approximation (so they might not sum exactly to 100).

** Duration was calculated based on a total of 68 discharged cases.

**Table 2: Summary Statistics by Category* of DFWAC Clients admitted
in 2009**

<i>Variable</i>	Domestic Violence <i>Total=23</i> <i>n (%)</i>	Child Abuse <i>Total=25</i> <i>n (%)</i>	Trafficking <i>Total=33</i> <i>n (%)</i>
Nationality			
- National	7 (30%)	13 (52%)	0 (0.00%)
- Expatriate	16 (70%)	11 (44%)	33 (100%)
- Unknown	----	1 (4%)	----
Age <i>(The average)</i>	30 years old (SD ± 7)	6.5 years old (SD ± 5)	21 years old (SD ± 5)
Sex			
- Female	23 (100%)	15 (60%)	33 (100%)
- Male	0 (0.00%)	10 (40%)	0
Duration of staying** <i>(The average)</i>	(20 discharged) 38 days (SD ±35)	(21 discharged) 55 days (SD± 36)	(19 discharged) 153 days (SD±109)
Type of Abuse			
- Physical	20 (87%)	14 (56%)	25 (76%)
- Sexual	6 (26%)	2 (8%)	30 (91%)
- Verbal/Emotional	22 (96%)	15 (60%)	30 (91%)
- Neglect/deprivation	11 (48%)	10 (40%)	18 (55%)

* Clients categorized as "Other" and who equal to 8 cases in total are not shown here.

** The average duration was calculated for discharged cases only

DFWAC 2009 Report on the Foundation's Services

In line with its vision to assure a *community free of violence*, and its mission of securing *protection* to violated women and children, and *prevention* of violence in the community at large through awareness *promotion*, Dubai Foundation for Women and Children (DFWAC) provides a variety of services to its clients and to the community as a whole.

The foundation also gives paramount importance to continually develop its staff qualifications and skills through a number of in-house and outsource courses, trainings, and conferences.

The following tables will show the available figures on the different kinds of services provided by the foundation during 2009, and which will be shown under four main sections as follows:

▪ Helpline Services

The foundation's helpline service (**800111**) that was launched effectively in March 2009, and which is opened to receive calls for 24 hours, has received a total of 283 calls during 2009. The table below will show the nature of those calls with respect to a number of variables, these are: the reason behind the call; age, sex, and marital status of the caller; and what had been done with such calls.

Helpline Calls Received during 2009

Helpline calls	No. of calls	%
Reason of the call		
- Domestic violence	245	87%
- Child abuse	18	6%
- Trafficking	0	0
- Other violence	0	0
- Seeking information	20	7%
<i>Total</i>	283	100%
Sex of the caller		
- Female	271	96%
- Male	12	4%
<i>Total</i>	283	100%
Age category of the caller		
- Child	0	0.0
- Adult	283	100%
<i>Total</i>	283	100%
Marital status of the caller		
- Married	257	91%
- Unmarried	26	9%
<i>Total</i>	283	100%
What was done with the call		
- Only given information	34	12%
- Referred to case managers	249	88%
<i>Total</i>	283	100%

Reason of the call:

As shown in the table above, callers were mostly seeking advices and consultations on problems related to domestic violence (87% of the calls). Asking or informing about problems of child abuse made only 6% of the calls. In twenty out of all calls, the caller was only seeking some general information about the foundation. There were no any calls from the public related to the crime of trafficking or to any other kinds of violence.

Sex of the caller:

The same table also showed that the vast majority of the callers (96%) were females, and only 12 callers were males.

Age of the caller:

All those who called the helpline asking for advice, consultation, or information were adults. Even though some had called for problems related to child abuse as can be seen in the table, the caller in such cases was also adult who talked about a child abuse case that he or she knows.

What was done with the call?

Most of the callers (88%) were referred to the case managers to get appropriate consultation by specialized psychologists and or social workers. Only 12% of all callers were given some information and/or advice by the trained helpline officer who received the call, and further specialized consultations were judged unneeded.

However, it was not possible to know the nationality for many callers, as clients might not prefer to say some identity information in such calls. Such variable will be shown when this data is available for enough number of cases.

▪ Clients Services

Dubai Foundation for Women and Children (DFWAC) is committed to providing a comprehensive model of care and rehabilitation to each and every client that has been exposed to violence and trauma. In this respect, the foundation works intensively to promote healthy functioning of traumatized individuals and tends to empower its clients through a variety of educational, recreational, skills development, and specialized psychotherapeutic services.

DFWAC is also providing other kinds of support services to its clients; these include legal services, health services, transportations, and enabling clients to make international calls with their families regularly.

The following sections will illustrate the different kinds of services provided by DFWAC to its sheltered clients during 2009.

Educational Classes:

DFWAC provided its clients with a total of **237 educational classes** during the year 2009. This included English classes, Arabic classes, Math classes, religious studies, and health education classes. A total of 85 clients were served by those classes.

It should be noted that, only 6 of DFWAC clients were sent to attend formal schooling outside the foundation during 2009.

Skills Classes:

Classes that aimed at developing skills of clients in some specific domains, including computer skills; sewing; cosmetics; arts and crafts; and drawing skills have totaled **54 classes** during the year 2009. Such classes were attended by 82 clients in total.

<i>Kinds of Services</i>	<i># of classes</i>	<i># of clients served</i>
Educational classes	237	85
- <i>English, Math, Arabic*</i>	233	59
- <i>Health</i>	4	26
Formal Schooling	_____	6
Skills classes	54	82
- <i>Computer</i>	16	18
- <i>Sewing</i>	8	15
- <i>Cosmetics</i>	8	15
- <i>Arts & Crafts</i>	20	18
- <i>Drawing</i>	2	16

* The Arabic classes included also classes in religion

Recreational activities:

As an important part of the healing process, DFWAC cares to arrange a number of recreational activities for all clients resided in its shelter regularly. During 2009, such activities included Yoga classes; health, mind, and body exercises; swimming sessions; aerobics; indoor parties; and a number of trips to external places. In addition, DFWAC sent three unattended abused children to participate in a summer camp during the summer holiday of 2009.

The following table shows the different kinds of recreational activities and the number of clients served by each during 2009.

<i>Recreational activity</i>	<i># of sessions</i>	<i># of participants</i> *
Yoga	11	15
Health, mind, and body exercises	8	10
Swimming	21	15
Aerobics	26	15
Indoor parties	24	110 **
External activities	23	223 ***
<i>Total</i>	<i>113</i>	<i>388 ***</i>

* The activity-specific numbers of participants are unduplicated (except for external activities)

** This includes all admitted clients during 2009 and those admitted in the year before who continued to stay for a given period of time in 2009.

*** These refer to accumulative (duplicated) numbers of participants

Other support services:

Other than the empowering and recreational services, the foundation tends to provide the needed support to its clients by providing them legal services, health services, transportations, and allowing them to make local and international calls regularly. The total numbers of each of those services that the foundation provided to its sheltered clients during 2009 are shown in the table below.

<i>Support Services</i> *	<i>Total number of services</i>
Legal services	84
Health services	382
International calls	742

* The foundation is also providing transportation services to its clients, but no exact figure is available on the total number of offered transportations during 2009.

Psychotherapeutic services:

Trauma survivors typically suffer from various mental health symptoms including but not limited to depression, anxiety, psychosomatic and post traumatic stress symptoms, all of which impact not only their personal and familial functioning but their ability to function within educational and vocational domains. It is the mission of DFWAC to promote healthy family functioning, empowerment, and positive autonomy for which the

provision of therapeutic services is essential especially in relation to survivors of domestic violence, child abuse, and trafficking.

Due to complexity of such kinds of services, and the difficulty to track them retrospectively, it was not possible to assess counseling and other psychotherapeutic service hours in precise figures in this report. However, given the large importance of such kinds of information, a concise summary will be cited here about the different types of psychological services to give an idea about the way and frequency they are provided.

Types of Psychological Services

(I) Residential Services

a) Mental Health Screening and Assessment

An initial intake is conducted for each client who is admitted for residential services. Following the intake assessment, a mental health referral is completed by the case manager should the client report or express psychological symptoms and/or interest in pursuing therapeutic services. Clients are subsequently referred to a mental health therapist for a mental health assessment upon which treatment recommendations and plan are made.

b) Individual Therapy

Upon the completion of the initial assessments and obtaining the client's consent for treatment, clients are referred to individual, group, and/or family therapy. The latter is also based upon the preparedness of client as well as language preferences. Individual therapy addresses treatment

objectives including but not limited to the stabilization of symptoms, empowerment, healing, social skills, parenting skills, and appropriate affect expression. *This service is offered weekly to child and adult clients, for duration of 45 minutes to one hour.*

c) Group Therapy

Group therapy is offered to promote collectivity in sharing trauma experiences, which in turn will promote healing through group support, group empowerment, and normalization. Currently, group therapy is offered to survivors of human trafficking, and it is offered through two *weekly groups* for which one is for native Arabic speakers and one is for Bengali-speaking clients. All groups focus on shared objectives including age-appropriate communication, affect expression, empowerment, and healing, and last for *one hour per week for each group*.

d) Family Therapy and Parenting Groups

Collateral contacts and/or conjoint sessions are conducted when deemed appropriate and a safe measure for clients. This service is provided to promote healthy familial functioning through positive communication, mediation, conflict resolution.

For residential clients who are mothers and accompanied by children, a consistent need for support emerges in relation to their parenting as this skill is also typically impacted by exposure to trauma. Therapists and case managers have previously conducting sessions that primarily focus on psycho-education, promoting healthy boundaries and attachment, and appropriate forms of child rearing and discipline. These services may be offered *on weekly or a monthly basis as per treatment indications*.

e) Crisis Interventions and Referrals

Due to the level and severity of trauma-induced symptoms, some clients may engage in aggressive behavior towards self and or others, or express other self harm ideation. In order to address this need, social and psychological services staff are trained to address crisis incidents in a prompt and ethical manner. Should clients present with severe symptoms including plans to hurt self and/or others, clients are immediately referred for a psychiatric consultation and hospitalization.

(II) Outpatient Services

a) Consultations: Phone, Home-Based, School-Based

Clients may call to request initial phone consultations to assess current difficulties. A mental health specialist will conduct a phone screening and will provide the client with an initial consultation and recommendations accordingly. For certain external clients including vulnerable children, transportation may not be a viable option. For these exceptional cases, the DFWAC team offers to conduct an initial site-based consultation and assessment in order to outline immediate needs and treatment recommendations.

Consultations are also offered to external callers representing organizations and calling to consult about their cases ranging from that of law enforcement, to schools and medical personnel.

b) Outpatient Individual Therapy

Based on the client's presenting symptoms and expressed problems, clients are offered outpatient individual therapy to address the above on a *weekly or a bi-weekly basis*.

c) Outpatient Couples/Family Therapy

External callers are also offered couples and family therapy as the majority may present with relational conflicts and family-based interventions are deemed necessary. This option is only recommended when violence is not actively occurring in the home and the client is not thought to be at risk. Couples and family therapy is offered on a *weekly or bi-weekly basis*.

▪ Community Services

As mentioned previously, Dubai Foundation for Women and Children feels committed to promote awareness about the problems of violence against children and women, and to work at preventing its occurrence in the society as a whole, with the ultimate goal of preventing its adverse impacts at individual and community levels.

In an attempt to attain this goal, the foundation is continually involved in a number of awareness activities to enhance community outreach. This included:

Workshops

During the year 2009, DFWAC hold a total of **8 workshops** on issues of domestic violence and child abuse. Such training workshops were

attended by a total of **225 participants** from different professionals and disciplines. It should be noted that 4 of those workshops were school-based.

Presentations:

DFWAC has also participated by **6 presentations** at different events arranged by other institutions in Dubai and other emirates during 2009. All the presentations were about the foundation and its services, and the different kinds of violence against women and children including human trafficking. Such presentations targeted an **audience of 544** in total.

Public awareness events:

The foundation has conducted **five public awareness events** during 2009, which included charity dinner and Sahour, and some other public events during special religious and national occasions in the country. A total of **122 participants** have attended those events.

Radio scripts:

DFWAC has also run **8 radio scripts** about domestic violence, which was displayed *six times daily for six consecutive months*. Such radio scripts were targeting the *whole public* through one of the widely heard local radio channels.

Fairs:

Only one fair was held by DFWAC in 2009, which was a charity bazaar that could assure attendance and participation of 40 people in total.

As can be seen in the table below, such activities could target a total of 931 people by vertical ways of communication (direct ones), and intended to target as much as possible of the public via horizontal communication (the radio scripts).

DFWAC Community Outreach Activities during 2009:

<i>Community outreach activity</i>	<i>Number</i>	<i># of participants</i>
Workshops	8	225
Presentations	6	544
Public awareness events	5	122
Radio Scripts	8	The public
Fairs	1	40
<i>Total</i>	28	<i>931 (by vertical communication) Public (horizontal communication)</i>

▪ **Staff Education**

As mentioned before, and in line with the foundation's concern to keep its staff as much updated as possible with respect to new information, methods, and skills in the fields of providing services to clients and to the community, and in promoting the personnel capabilities and performance in general, DFWAC encourages participation of the staff in a number of conferences, workshops, and might send them to attend some educational courses as well in some required disciplines. This is in addition to the in-

house trainings that the foundation cares to conduct on a regular basis for all staff.

During 2009, as shown in the table below, the foundation sent the following numbers of staff to attend the listed types of educational activities.

Types of Staff education and trainings during 2009:

<i>Educational event</i>	<i>Number</i>	<i># of participants</i> *
In-house trainings	18	20
Outsource courses	5	7
Workshops/symposiums	5	18
Conferences	8	11
<i>Total</i>	<i>36</i>	<i>56</i> **

* Activity-specific numbers of participants are unduplicated.

** The total number is the accumulative number of the staff attended all in-house and outsource educational events i.e. each staff could be counted more than once (duplicated).